

The simple and stylish railing solution.



BY CENTURY RAILINGS



Ez-Kit Product Information Guide



EZ-Kit is part of the Century Aluminum Railings and CenDek group of brands.

Canada Headquarters

9685 Agur Street
Summerland, BC
VOH 1Z2 Canada

T 1 778 516-6250
TF 1 888 493 1103

E sales@cendekrailings.com

USA Headquarters

5471 Market Street
Bethel Heights, Arkansas
72764 USA

T 479 305 3819
TF 1 888 493 1103
E sales@cendekrailings.com

www.centuryrailings.com

If you have any questions or would like more details on EZ-Kit products, please call: 1 888 493 1103

© 2020 Century Aluminum Railings. All Rights Reserved



This EZ-Kit Product Information Guide Contains

EZ-Kit Overview	03 - 09
Merchandising	10 - 11
How to Install	12
Packaging and Logistics	13
EZ-Kit Products	15
Section 1 – Deck Rail Kits	17
- 6’ Deck Rail Kit	19 - 31
- 8’ Deck Rail Kit	32 - 40
Section 2 – Stair Rail Kit	41 - 52
Section 3 – Post Kits	53 - 68
Section 4 – Gates	69 - 78
Section 5 – Bracket Kits	79
- Swivel Bracket Kit	81 - 86
- Wall Bracket Kit	87 - 93
Warranty	93 - 100
Care and Maintenance	101 - 104
Gallery	105 - 111

THE EZ-KIT RAILING SOLUTION

Easy to install, easy to enjoy so homeowners can sit back and get the most out of their backyards. EZ-Kit – simplicity and style in just one box. This product information guide has been designed to provide you with useful information about EZ-Kit product features and benefits.

THE SIMPLE AND STYLISH RAILING SOLUTION.



Let's Get Started!

Each EZ-Kit box comes complete with everything customers need to install their new railing system

Each EZ-Kit box contains

- 42" high railing only
- Textured Black or Gloss White
- Six' and Eight' deck rail kits
- Six' and Eight' stair rail kits
- Four post styles
- Brackets
- Gates



Installing a EZ-Kit railing system has never been easier for homeowners

- Quick-Snap component system
- Premium powder coated finish
- Swivel brackets for stair and deck angles
- Low profile top rail design
- Safety and durability built into every piece
- Faster installation times (up to 50%)
- No exposed cuts or visible welds
- Recessed spacers
- Can be installed by one person
- 80% of the installation is done while standing
- Wall Brackets for existing posts and columns
- Pre-welded post brackets





We lead the industry in design and function. Our products have made us an industry leader through versatility, simplicity and significantly faster installation time than our competitors.

- Century head office operations are located in Summerland, BC
- 35,000 SF state-of-the-art manufacturing facility
- 3 primary suppliers and extruders of aluminum
2 in Canada, 1 in Asia
- Offsite warehousing in Summerland, and Vancouver
- New US office and warehouse in Bethel Heights, Arkansas

Distribution Partners

Century products are exclusively distributed across Canada by CanWel Building Materials. CanWel offers service and products coast to coast.

Century is distributed in the Pacific Northwest, USA by Specialty Forest Products, and in the Midwest through Sprenger Midwest Wholesale Lumber.

Contact us for a distribution partner near you

Sustainability

Our commitment to a sustainable future: At Century, we will be part of the solution, taking actions now to co-create a brighter and sustainable future for our employees, our communities and everyone, everywhere.



Full Customer Service support is just a phone call away. From FAQ's on blueprints, products, design, and deck take-offs. Let us help!

Call us: 1-888-493-1103
sales@cendekrailings.com

HOW TO BUY YOUR EZ-KIT RAILING

The simple and stylish railing solution

Everything you need to install in one box
Visit ez-kit.ca



STEP 1: SELECT YOUR POSTS



STEP 2: SELECT YOUR DECK OR STAIR RAIL KITS



STEP 3: SELECT YOUR ACCESSORIES



USE YOUR HOME TOOLS



- Mini Saw or Hack Saw
- Safety glasses • Gloves • Ear protection
- Cordless or Electric drill
- 1/2" hex head driver (for legal)
- Torque bit (supplied in all kits)
- Rubber mallet
- Stainless washers for post shims
- Tape measure and pencil
- 1/8" drill bit
- Level

INSTALL YOURSELF IN 3 EASY STEPS

Extend your living space with EZ-KIT



www.ez-kit.ca

1. LOCATE POSTS, LEAVE LAGS UP 1"



2. CUT AND ATTACH TOP AND BOTTOM RAILS, SECURE POSTS



3. INSERT PRE-CUT PICKETS



✓ DO-IT-YOURSELF
✓ QUICK SNAP COMPONENTS
✓ PICKET
✓ ROUND TOP DESIGN
✓ PREMIUM POWDER COAT FINISH
✓ 20 YEAR LIMITED WARRANTY

STEP 1: Lay out post locations, leave lags 1" up from baseplate

STEP 2: Cut and attach top and bottom rails, secure posts




STEP 3: Install pickets or stairs



Instore Overhead Signage

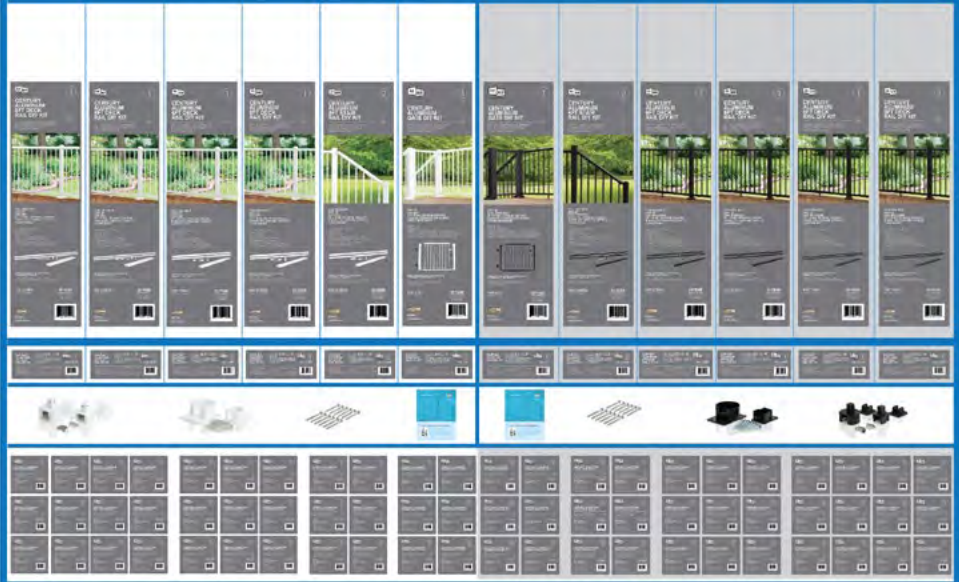
EZ-Kit DIY Railing System Sold Here

Everything you need to get started.



GLOSS WHITE RAILINGS

TEXTURED BLACK RAILINGS



Easy to Install in 3 easy steps with regular tools.

Instore Planogram

BE THE MASTER OF YOUR DOMAIN WITH EZ-KIT

The simple and stylish railing solution.



The best backyard invention since the clothesline.

Extend your living space with EZ-KIT by Century.



Ad Creative

BE THE MASTER OF YOUR DOMAIN WITH EZ-KIT

EZ-Kit can be installed with regular tools.

The best backyard invention since the clothesline.



Instore Bannerstand



EZ-KIT RAILING SYSTEMS



Aisle Directional Signage

NEW VACATION DESTINATION, YOUR BACKYARD WITH EZ-KIT

The simple and stylish railing solution.

Extend your living space with EZ-KIT by Century.






Promotional Pamphlet

YOUR BACKYARD AWAITS.

EZ-KIT RAILING SYSTEMS SOLD HERE





Instore Directional Signage

EZ-Kit is not only simple to install, it can be installed with everyday home tools.

TOOLS REQUIRED


- Mitre Saw or Hacksaw
- Safety glasses - Gloves - Ear protection
- Cordless or Electric drill
- 1/2" hex head driver (for lags)
- Installation bit (supplied in rail kits)
- Rubber mallet
- Stainless washers for post shims
- Tape measure and pencil
- 1/8" drill bit• Level

EZ-Kit comes to you ready to sell

PACKAGING INFORMATION


- Containers only delivered to your DC
- Four month Lead-times
- Box pack and master pack info readily available
- Quantities
- Weights
- Dimensions
- Pallet Sizes

1




STEP ONE
Layout post locations, leave lags 1 inch up from baseplate.

2

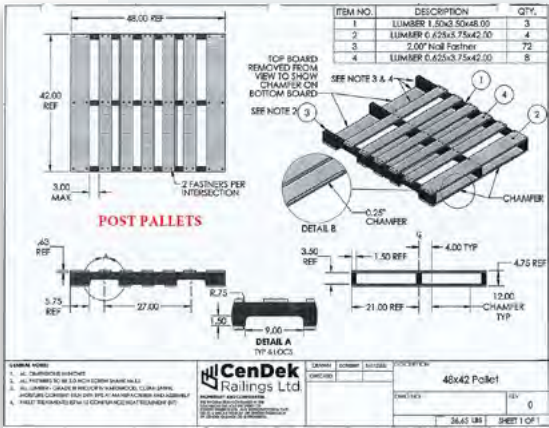


STEP TWO
Cut and attach top and bottom rails, secure the posts.

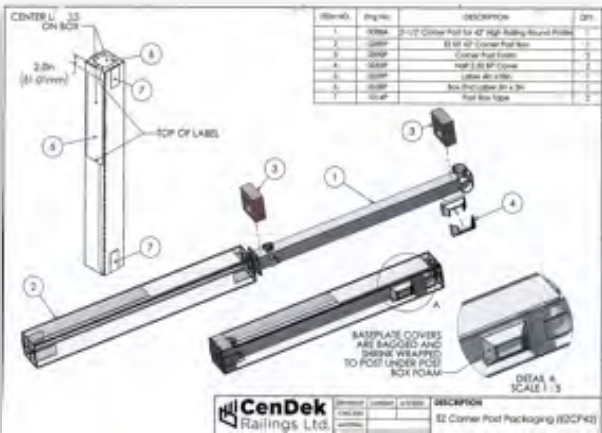
3




STEP THREE
Installation the pickets.



Technical drawing of post pallets showing dimensions (e.g., 48.00 REF, 42.00 REF, 3.00 MAX, 4.00 TYP, 21.00 REF, 12.00 CHAMFER TYP) and part numbers (ITEM NO. 1, 2, 3, 4). Includes a table with descriptions and quantities.



Technical drawing of EZ Corner Post Packaging (BCPK42) showing components (e.g., 2x4 Corner Post, 2x4 Corner Post Box, 2x4 Corner Post Label, 2x4 Corner Post Tape) and assembly details. Includes a table with descriptions and quantities.



Technical drawing of 42.5in Century Corner Post Pallet Packaging showing components (e.g., 42.5in Century Corner Post, 42.5in Century Corner Post Box, 42.5in Century Corner Post Label, 42.5in Century Corner Post Tape) and assembly details. Includes a table with descriptions and quantities.

12

EZ-KIT PRODUCT INFORMATION GUIDE

SECTION ONE – PRODUCT OVERVIEW

13



Be The Master Of Your Domain With EZ-Kit




Take Back Your Yard With EZ-Kit.

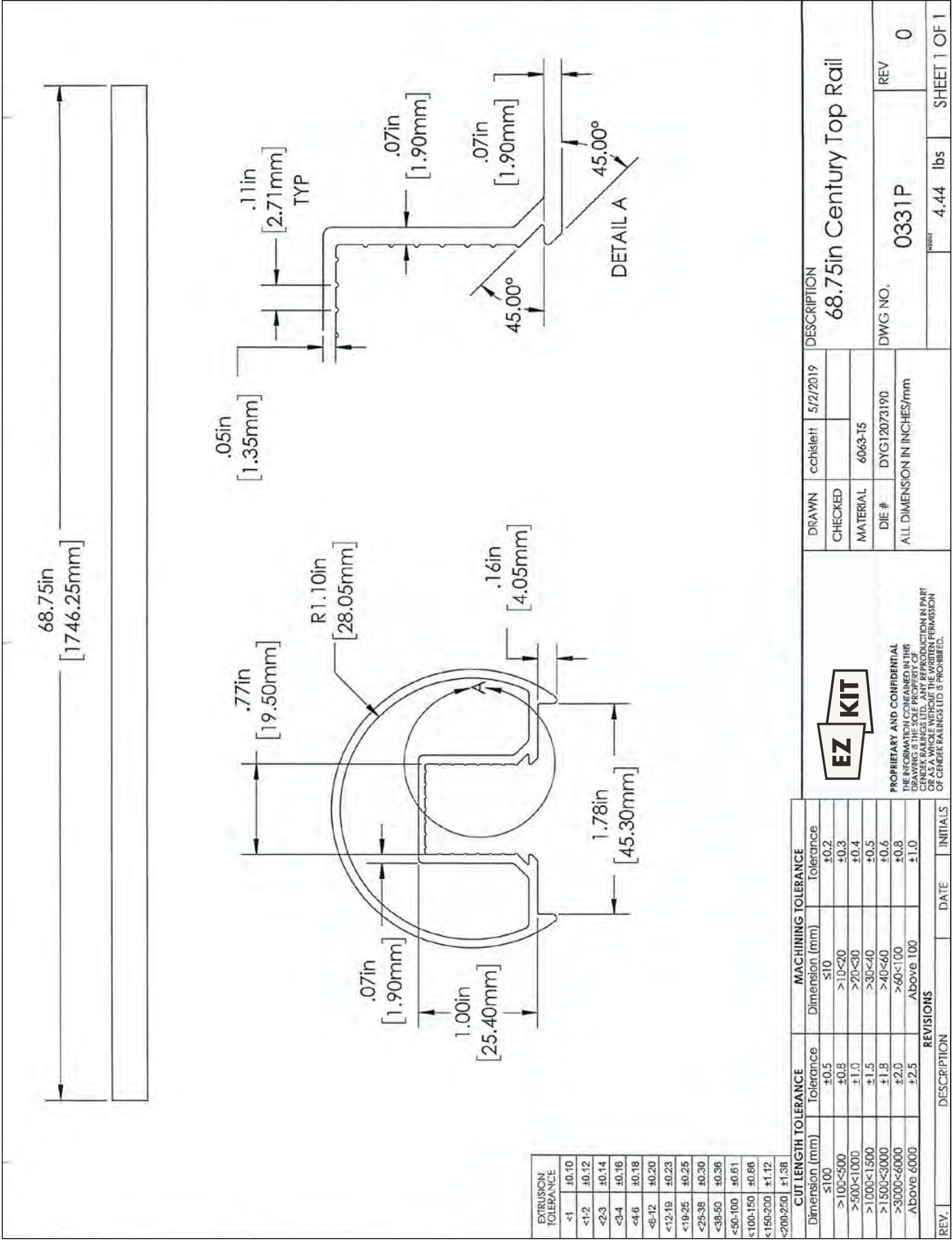
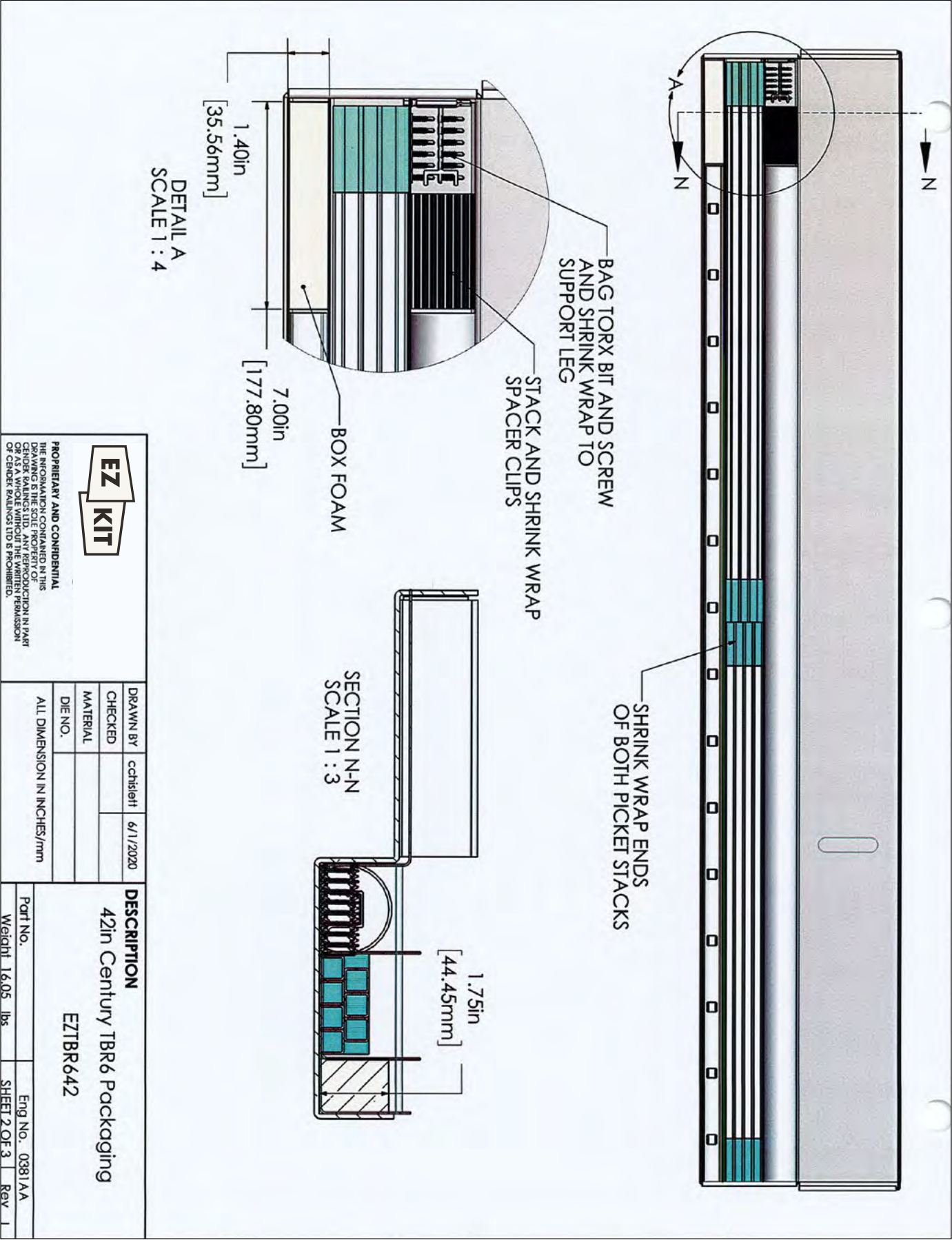
EZ-Kit Products

Products That Extend Your Livingspace

Deck Rail Kits

6' EZTBR642 Deck Rail Kit
8' EZTBR842 Deck Rail Kit





EZ KIT		DRAWN BY		6/1/2020	
CHECKED		cchislett			
MATERIAL					
DIE NO.					
ALL DIMENSION IN INCHES/MM					

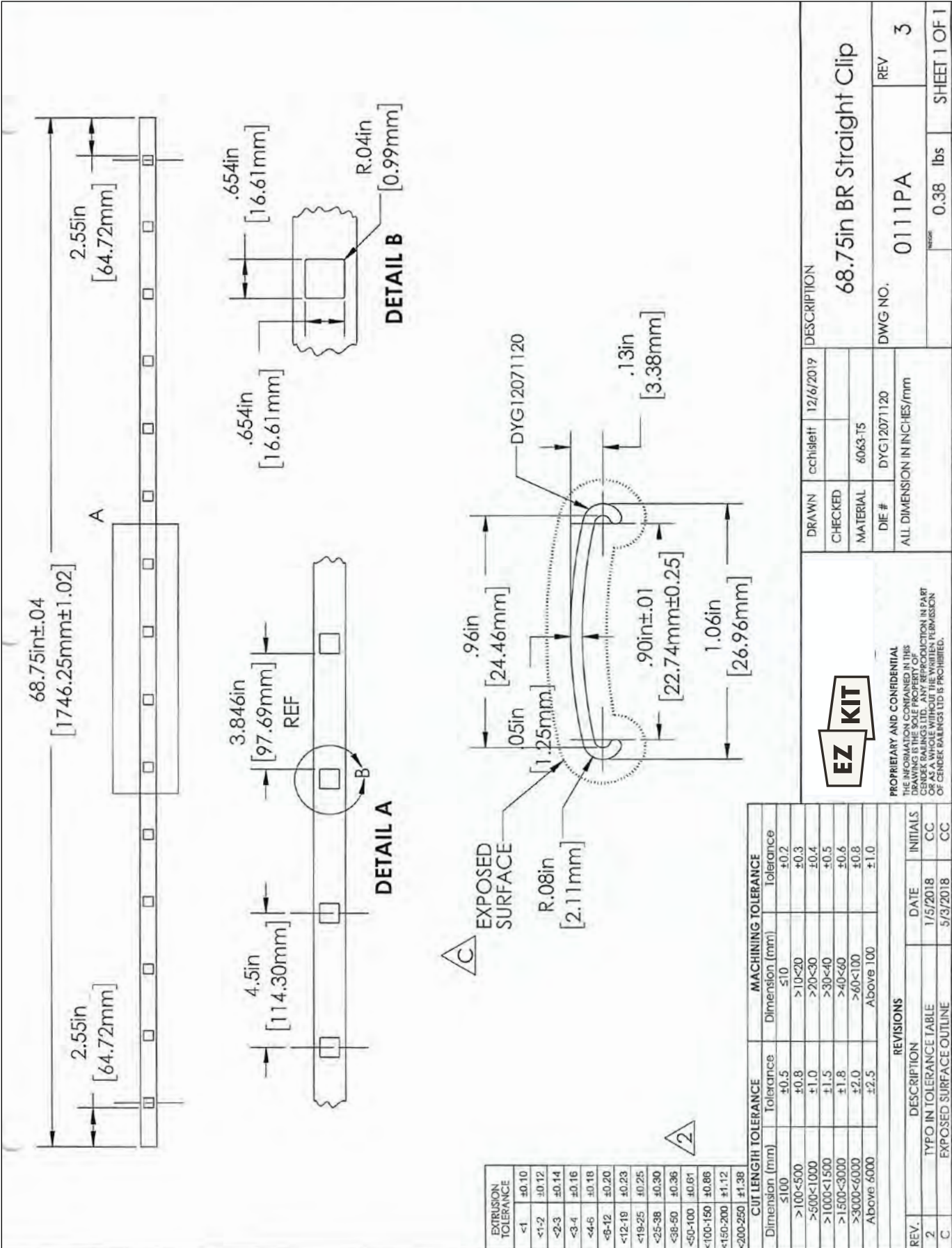
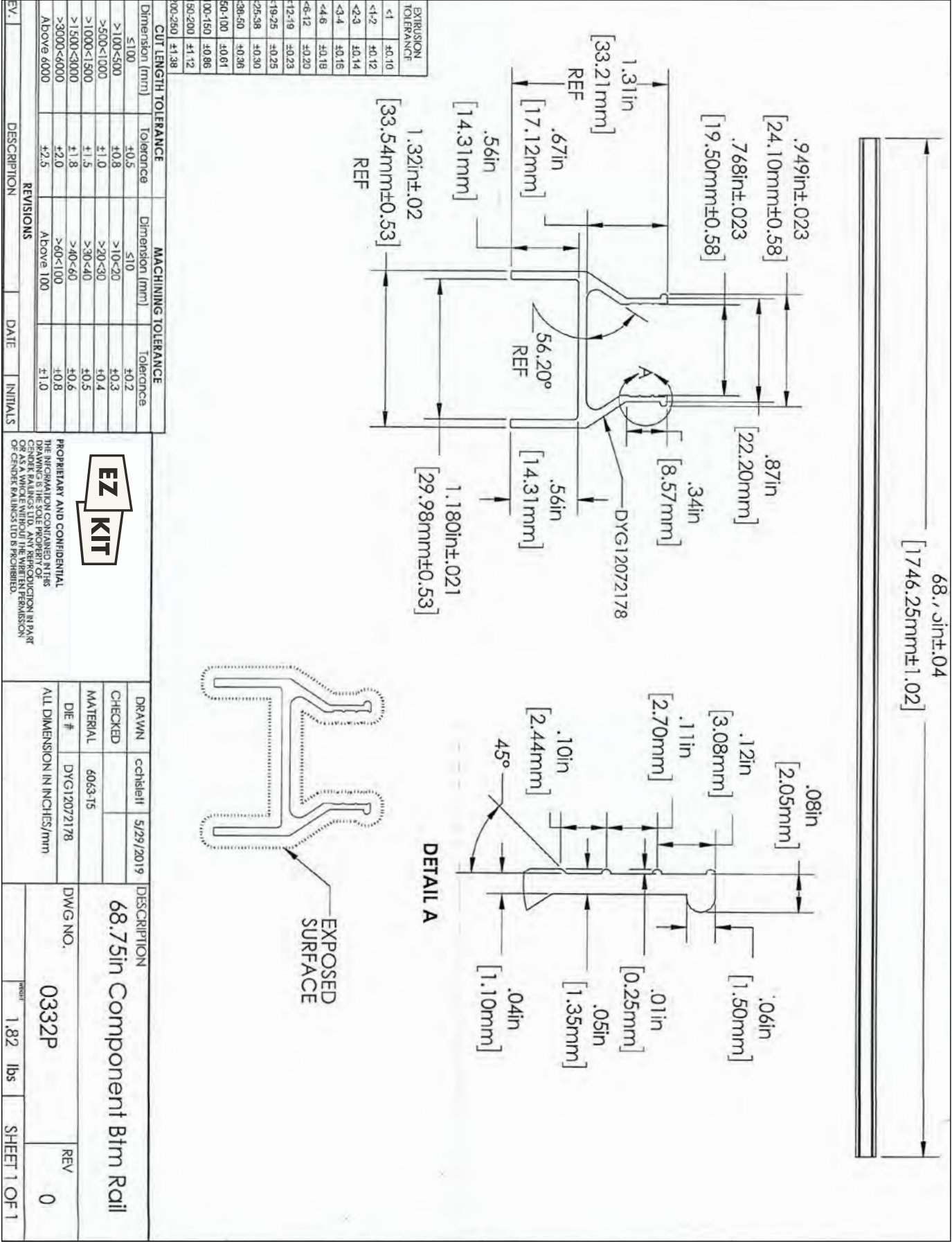
EZ KIT		DRAWN BY		6/1/2020	
CHECKED		cchislett			
MATERIAL					
DIE NO.					
ALL DIMENSION IN INCHES/MM					

PROPRIETARY AND CONFIDENTIAL
THE INFORMATION CONTAINED IN THIS DRAWING IS THE SOLE PROPERTY OF EZ KIT RAILINGS LTD. ANY REPRODUCTION IN PART OR AS A WHOLE WITHOUT THE WRITTEN PERMISSION OF EZ KIT RAILINGS LTD IS PROHIBITED.

EZ KIT		DRAWN BY		6/1/2020	
CHECKED		cchislett			
MATERIAL		6063-T5			
DIE #		DYG12073190			
ALL DIMENSION IN INCHES/MM					

EZ KIT		DRAWN BY		6/1/2020	
CHECKED		cchislett			
MATERIAL		6063-T5			
DIE #		DYG12073190			
ALL DIMENSION IN INCHES/MM					

EZ KIT		DRAWN BY		6/1/2020	
CHECKED		cchislett			
MATERIAL		6063-T5			
DIE #		DYG12073190			
ALL DIMENSION IN INCHES/MM					



REV.

DESCRIPTION

DATE

INITIALS

REVISIONS

EZ KIT

PROPRIETARY AND CONFIDENTIAL

THE INFORMATION CONTAINED IN THIS DRAWING IS THE SOLE PROPERTY OF EZRA RAILINGS LTD. ANY REPRODUCTION IN PART OR AS A WHOLE WITHOUT THE WRITTEN PERMISSION OF EZRA RAILINGS LTD IS PROHIBITED.

DRAWN

checked

3/22/2019

CHECKED

MATERIAL

DIE #

ALL DIMENSION IN INCHES/MM

DESCRIPTION

Century Box Program - TBR Accessories

DWG NO. 0379A

REV 0

WEIGHT 0.01 lbs

SHEET 1 OF 1

ITEM NO.

1

2

Part/Assy Number

0119P

0379P

DESCRIPTION

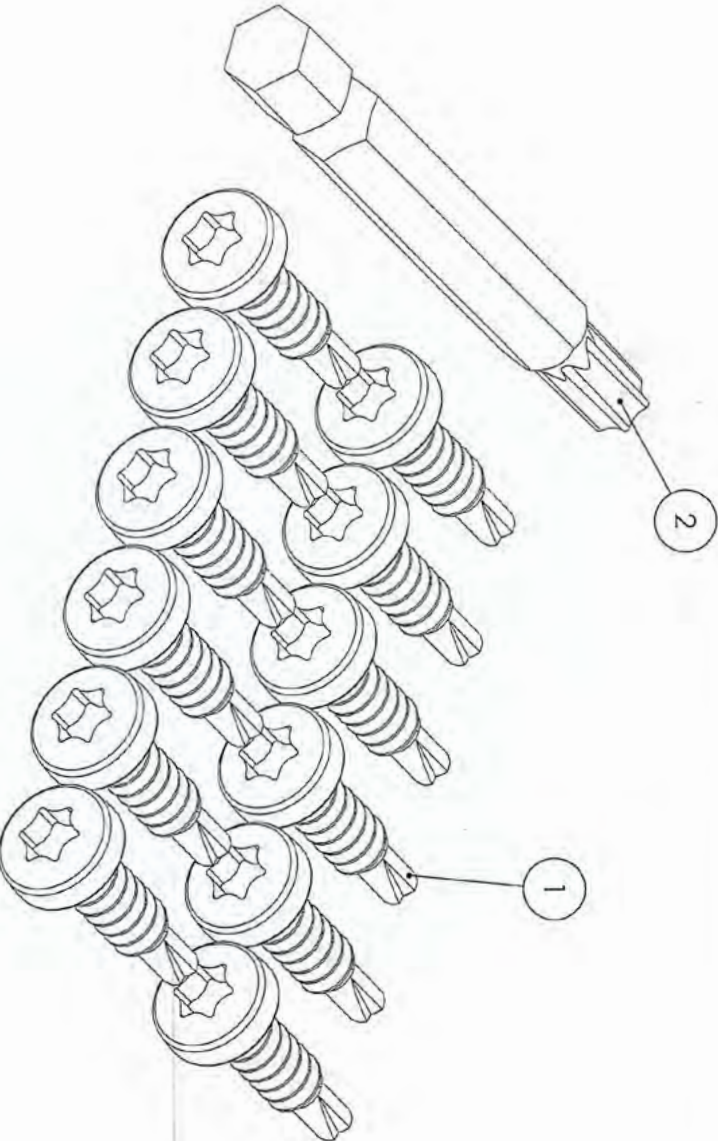
#10x3/4" Pan Head Tek Torx Type 6 T25 Zinc Plated Self Tapping Screw

2" Torx T25 Steel Bit

QTY.

12

1



EZ-KIT PRODUCT INFORMATION GUIDE

EZTBR642 Deck Rail Kits

REV.

DESCRIPTION

DATE

INITIALS

REVISIONS

EZ KIT

PROPRIETARY AND CONFIDENTIAL

THE INFORMATION CONTAINED IN THIS DRAWING IS THE SOLE PROPERTY OF EZRA RAILINGS LTD. ANY REPRODUCTION IN PART OR AS A WHOLE WITHOUT THE WRITTEN PERMISSION OF EZRA RAILINGS LTD IS PROHIBITED.

DRAWN

checked

11/28/2019

CHECKED

MATERIAL

6063-T5

DIE #

DYF10473127

ALL DIMENSION IN INCHES/MM

DESCRIPTION

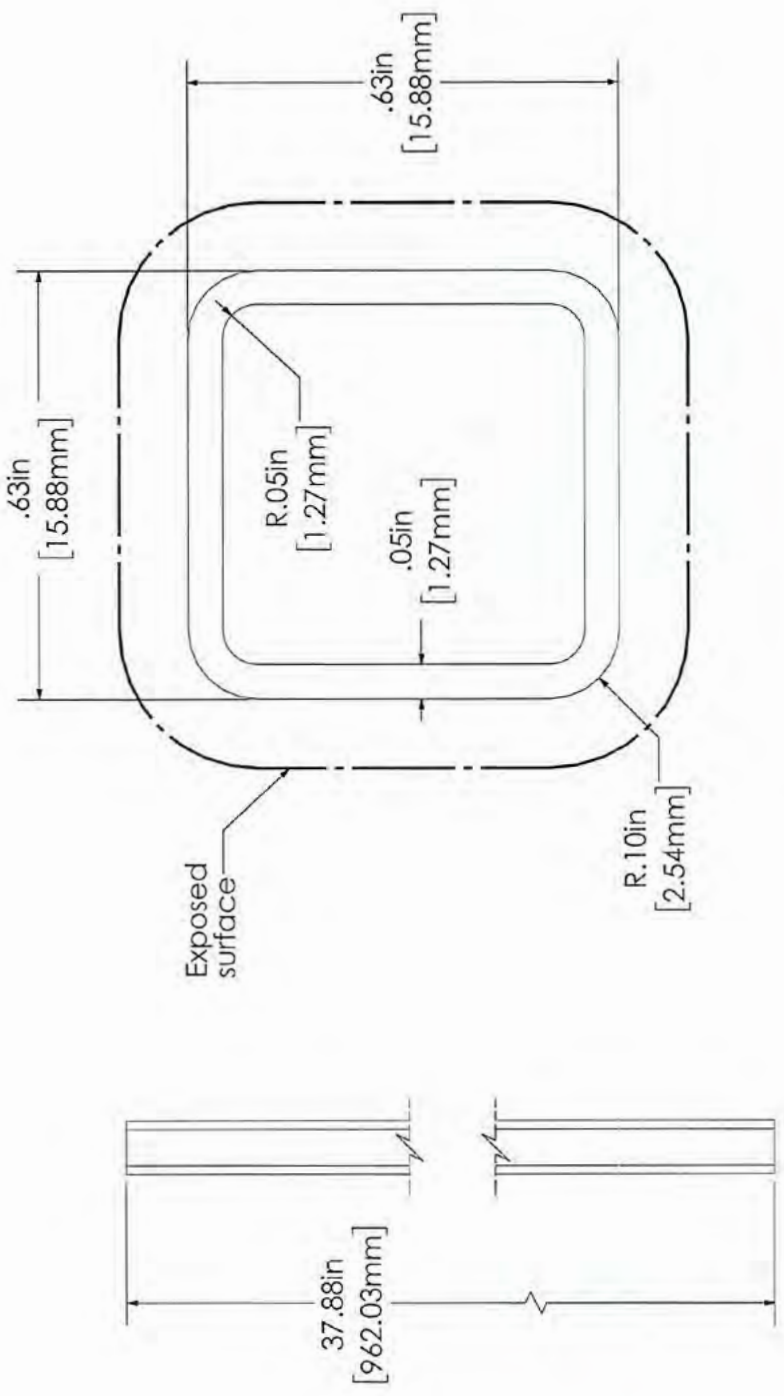
37-7/8 Picket

DWG NO. 0198P

REV 0

WEIGHT 0.40 lbs

SHEET 1 OF 1

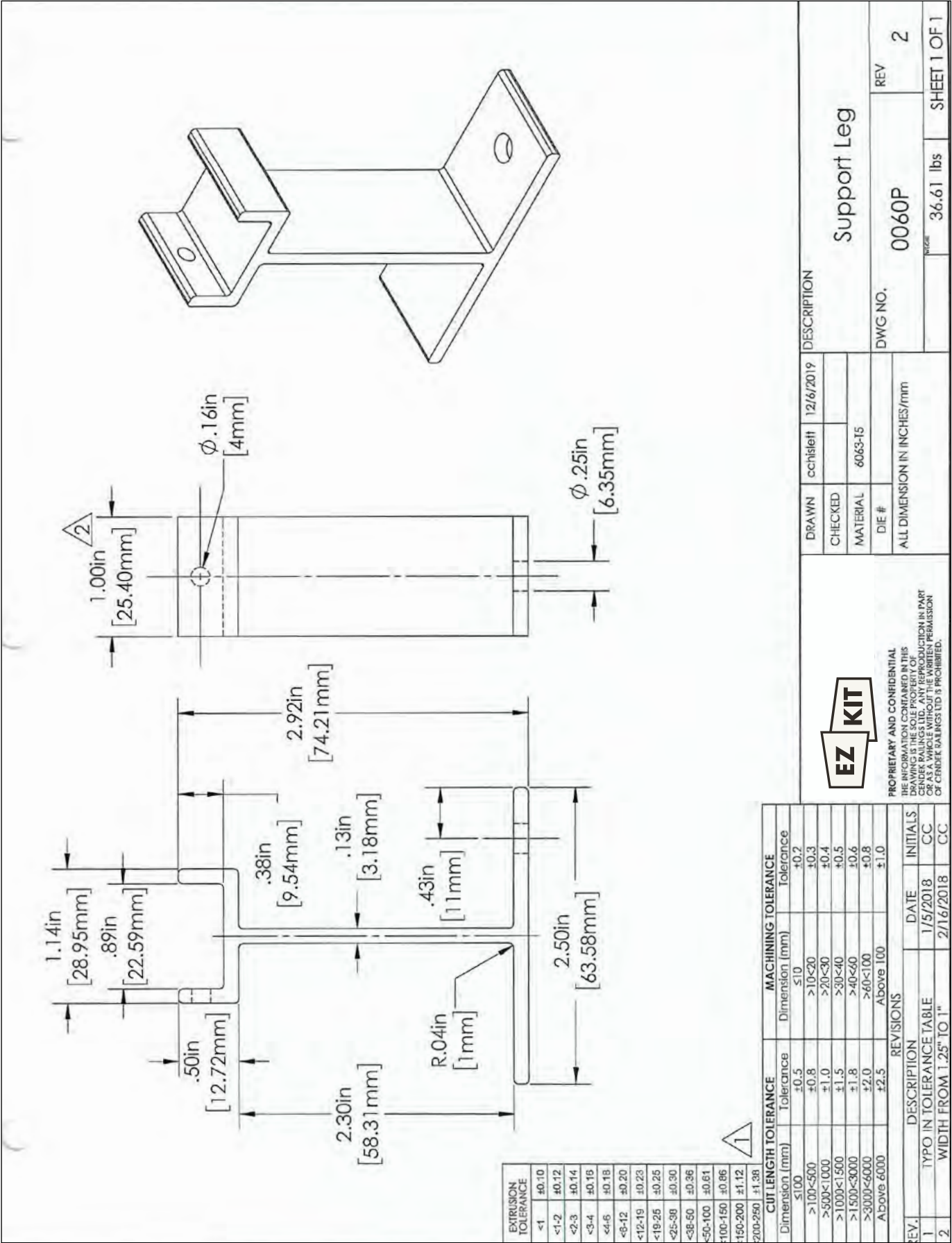
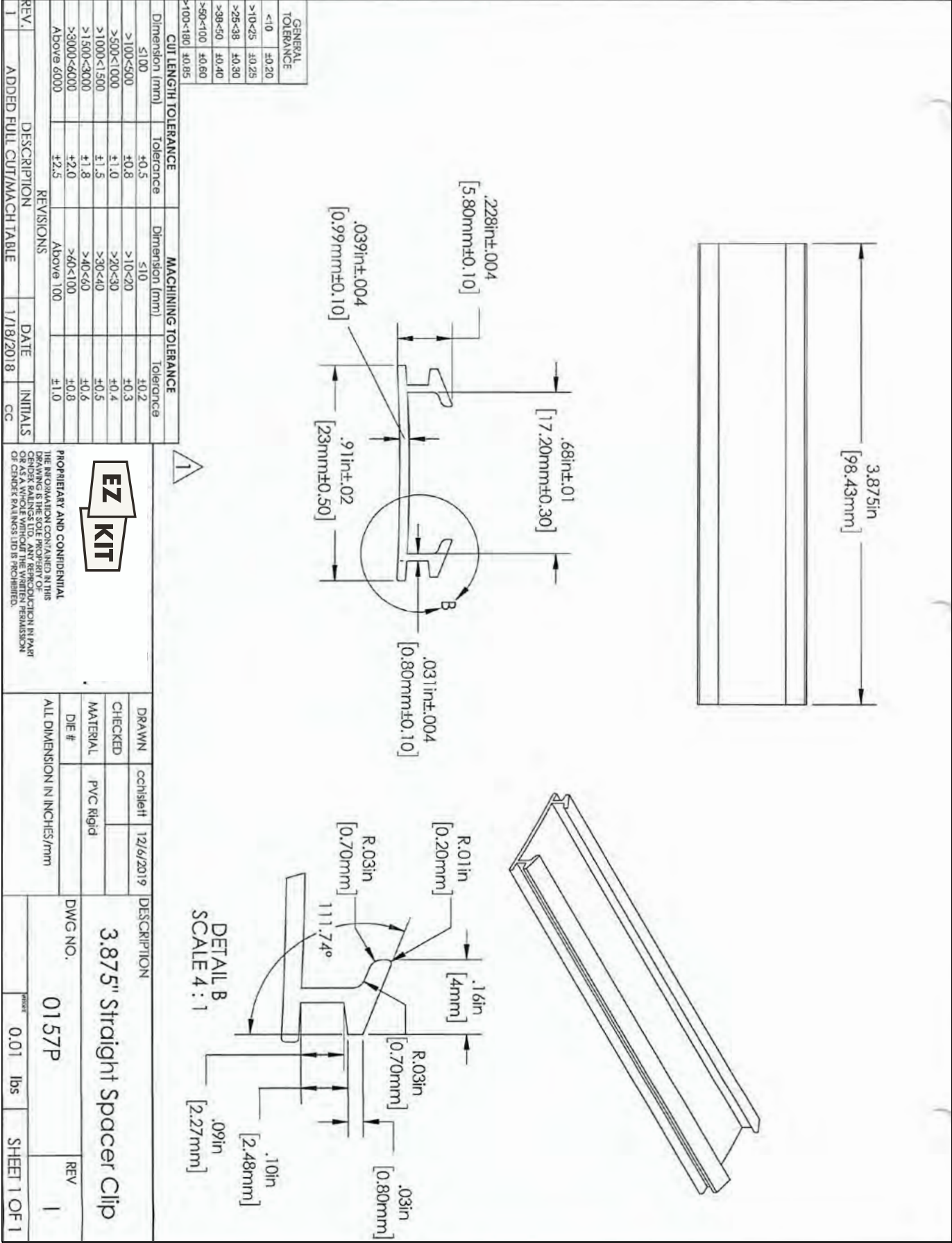



CUT LENGTH TOLERANCE		MACHINING TOLERANCE	
Dimension (mm)	Tolerance	Dimension (mm)	Tolerance
<100	±1.0	≤10	±0.2
>100-500	±1.0	>10-20	±0.3
>500-1000	±1.0	>20-50	±0.4
>1000-1500	±1.5	>50-100	±0.5
>1500-2000	±1.8	>100-200	±0.6
>2000-3000	±2.0	>200-300	±0.8
>3000-6000	±2.5	>300-600	±1.0
Above 6000	±2.5	Above 100	±1.0

SECTION ONE - DECK RAIL KITS


24

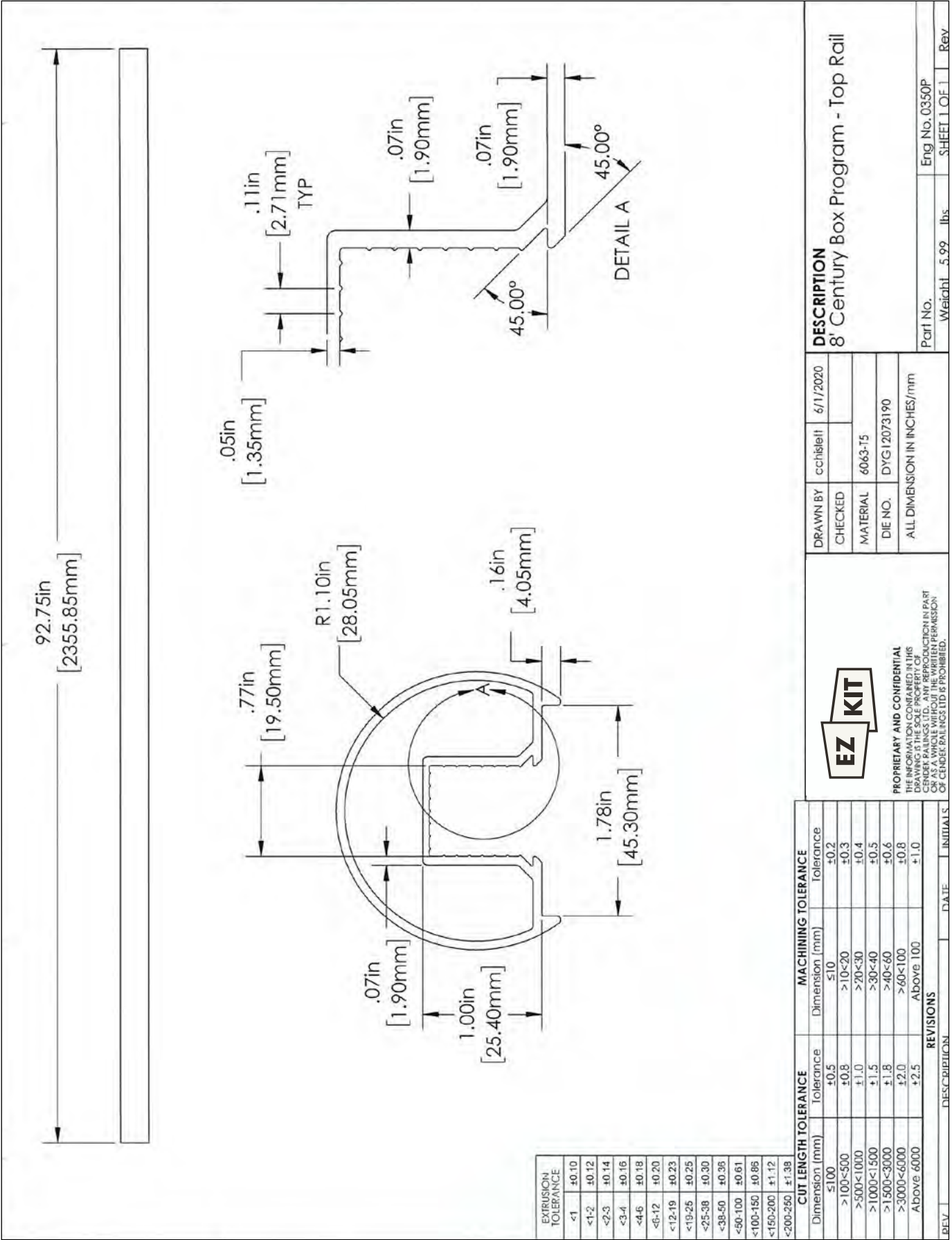
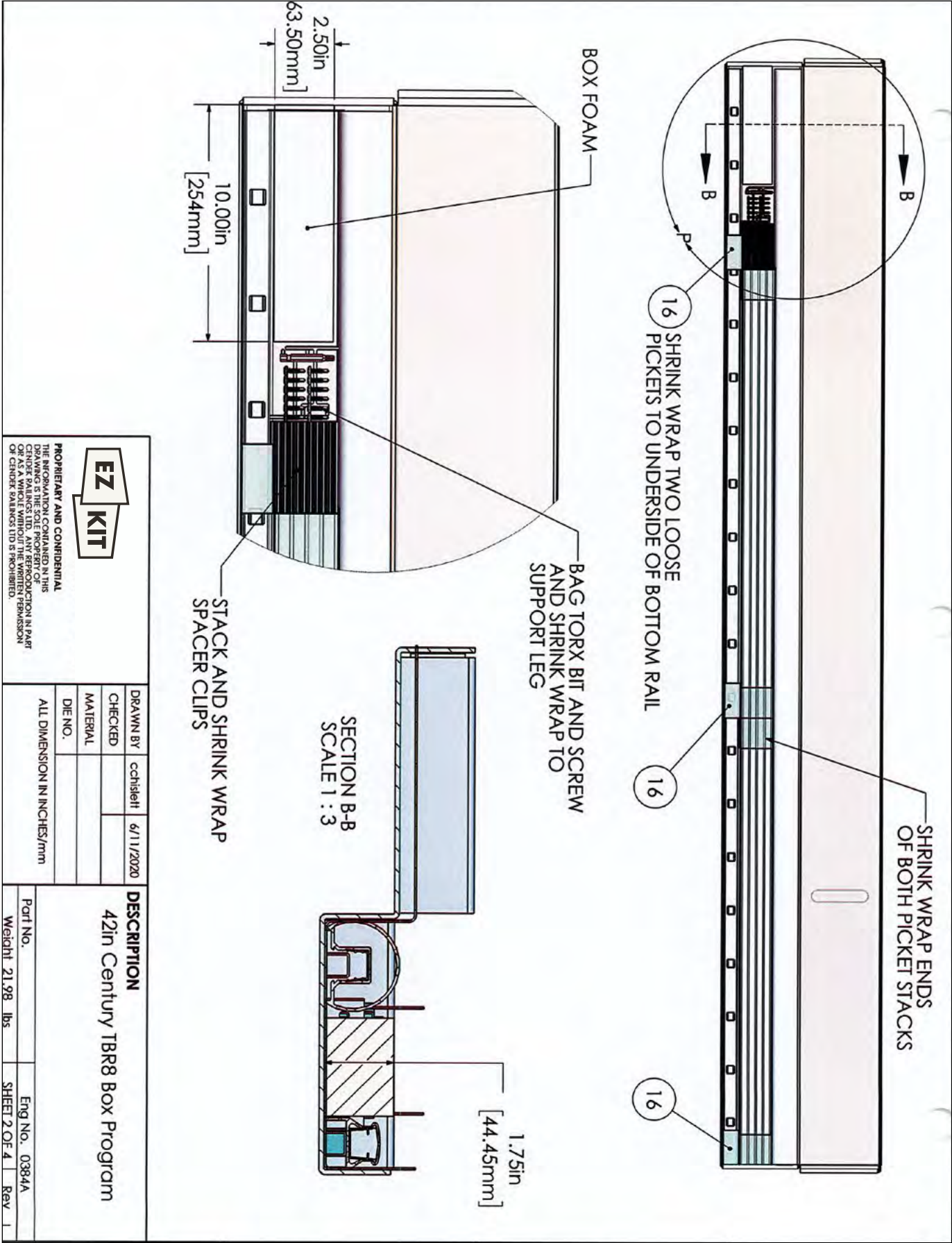
25

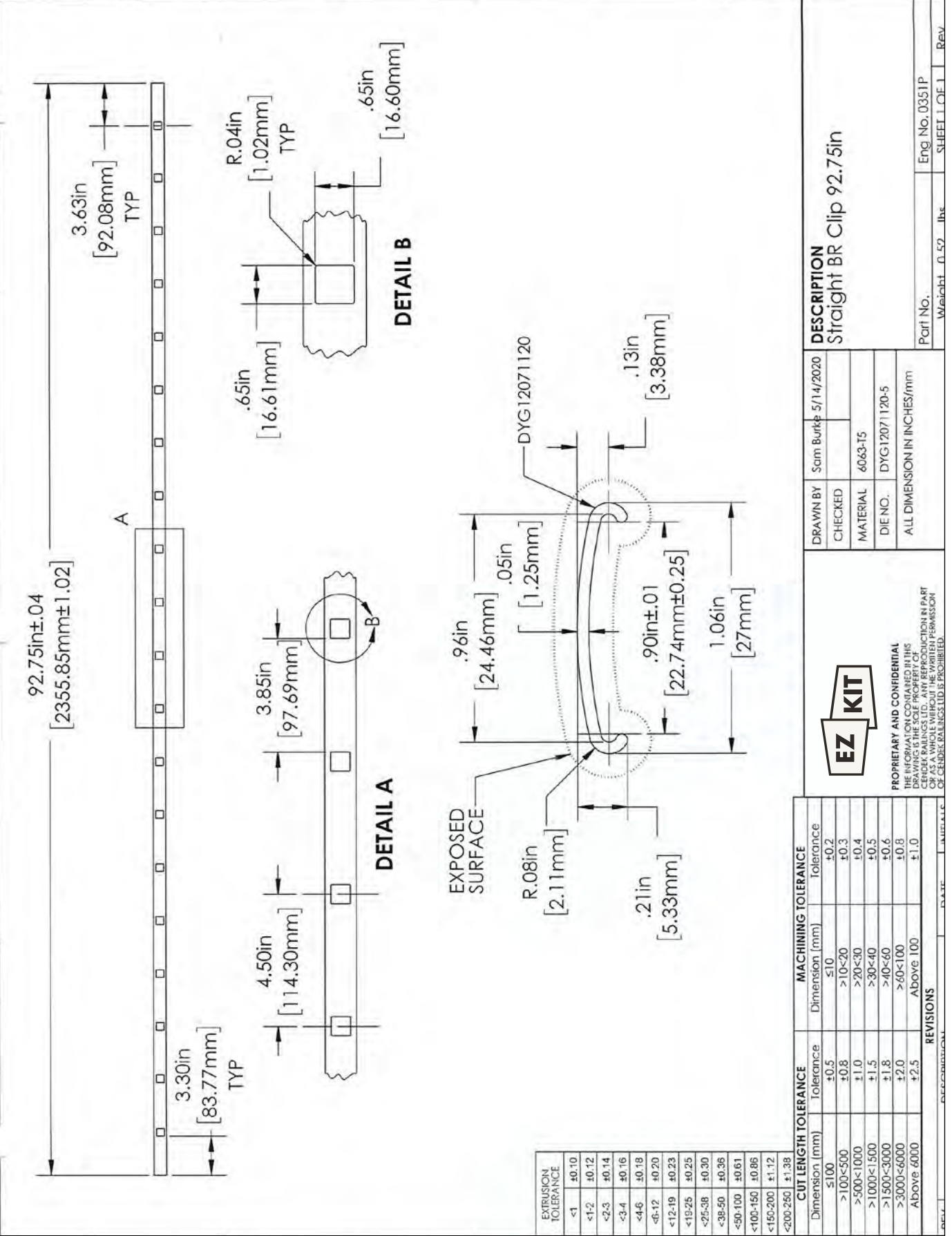
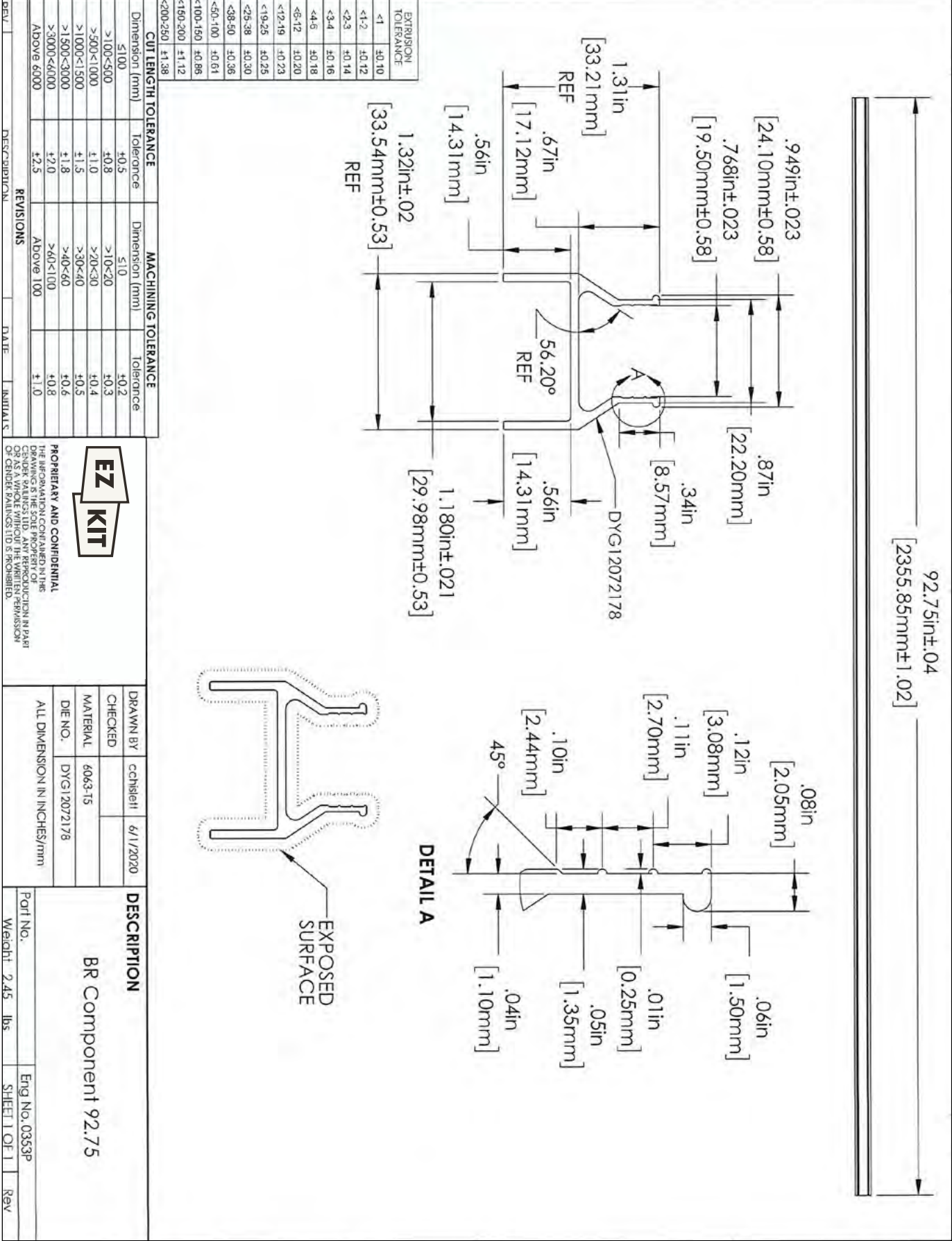




| 8' EZTBR842 Deck Rail Kit





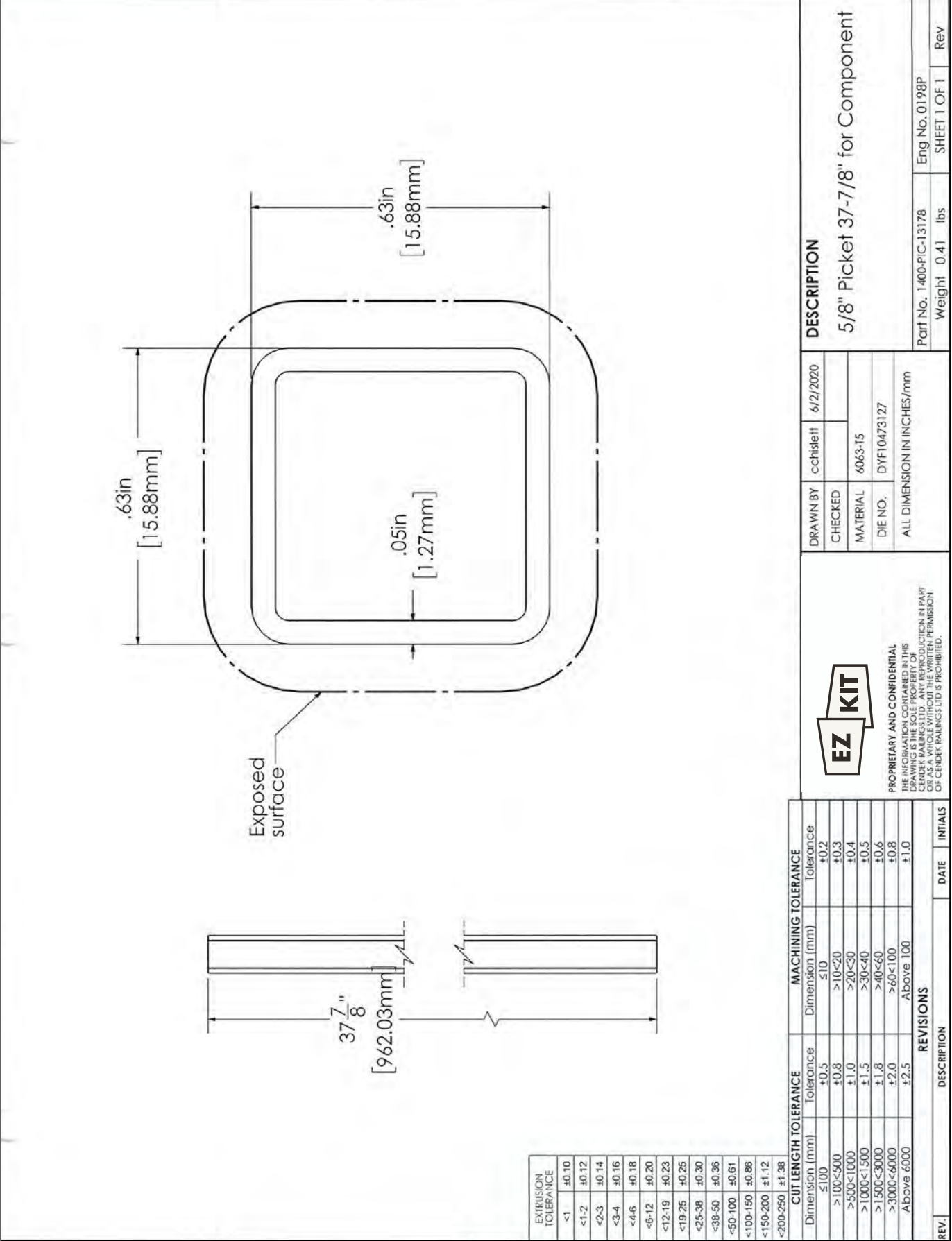


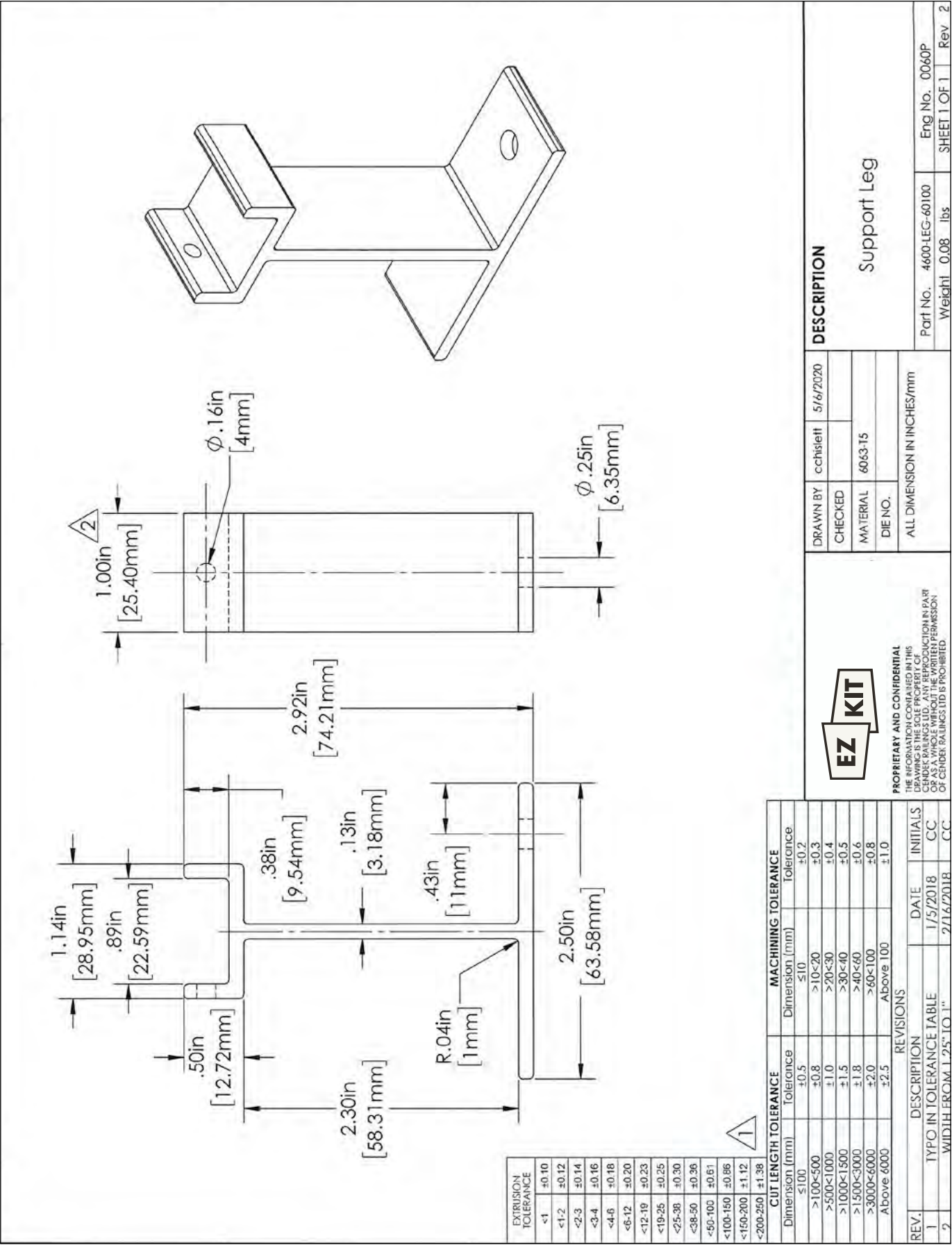
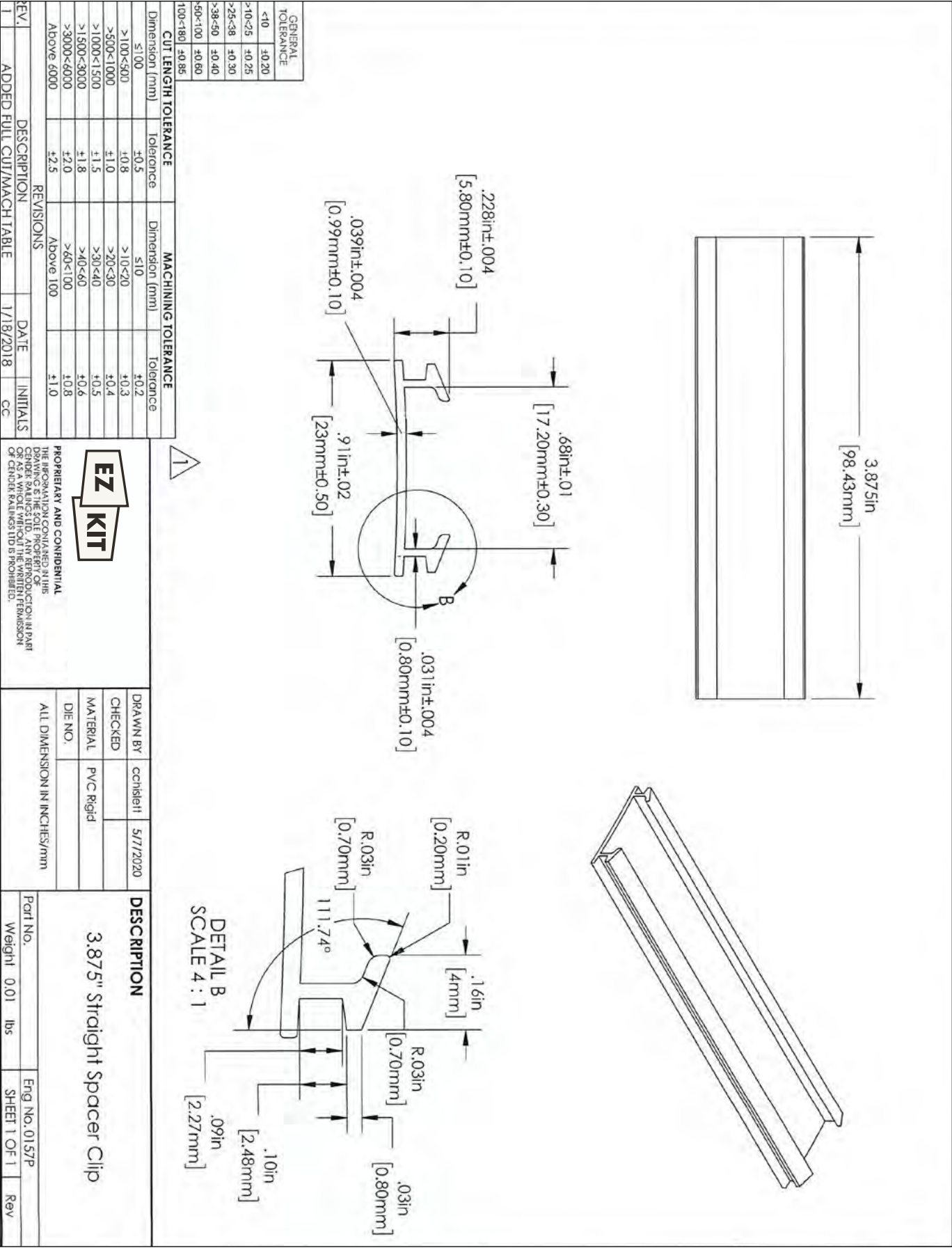
ITEM NO.	Eng No.	DESCRIPTION	QTY.
1	0119P	#10x3/4" Pan Head Tek Torx Type 6 T25 Zinc Plated Self Tapping Screw	12
2	0379P	2" Torx T25 Steel Bit	1


REV.	DESCRIPTION	DATE	INITIALS
REVISIONS			

EZ KIT		DRAWN BY		CHECKED		MATERIAL		DIE NO.		ALL DIMENSION IN INCHES/MM		DESCRIPTION		Part No.		Weight		Eng No. 0379A		SHEET 1 OF 1		Rev	
		cchleff		5/7/2020								TBR Accessories				0.04 lbs							

PROPRIETARY AND CONFIDENTIAL
 THE INFORMATION CONTAINED IN THIS
 DRAWING IS THE PROPERTY OF THE
 COMPANY AND IS NOT TO BE
 REPRODUCED OR TRANSMITTED IN
 ANY FORM OR BY ANY MEANS
 WITHOUT THE WRITTEN PERMISSION
 OF ECHER, BALAKES LTD IS FORBIDDEN.






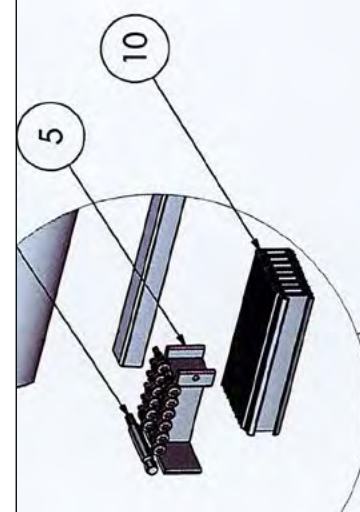


Stair Rail Kit


| EZTBRS636 Stair Rail Kit

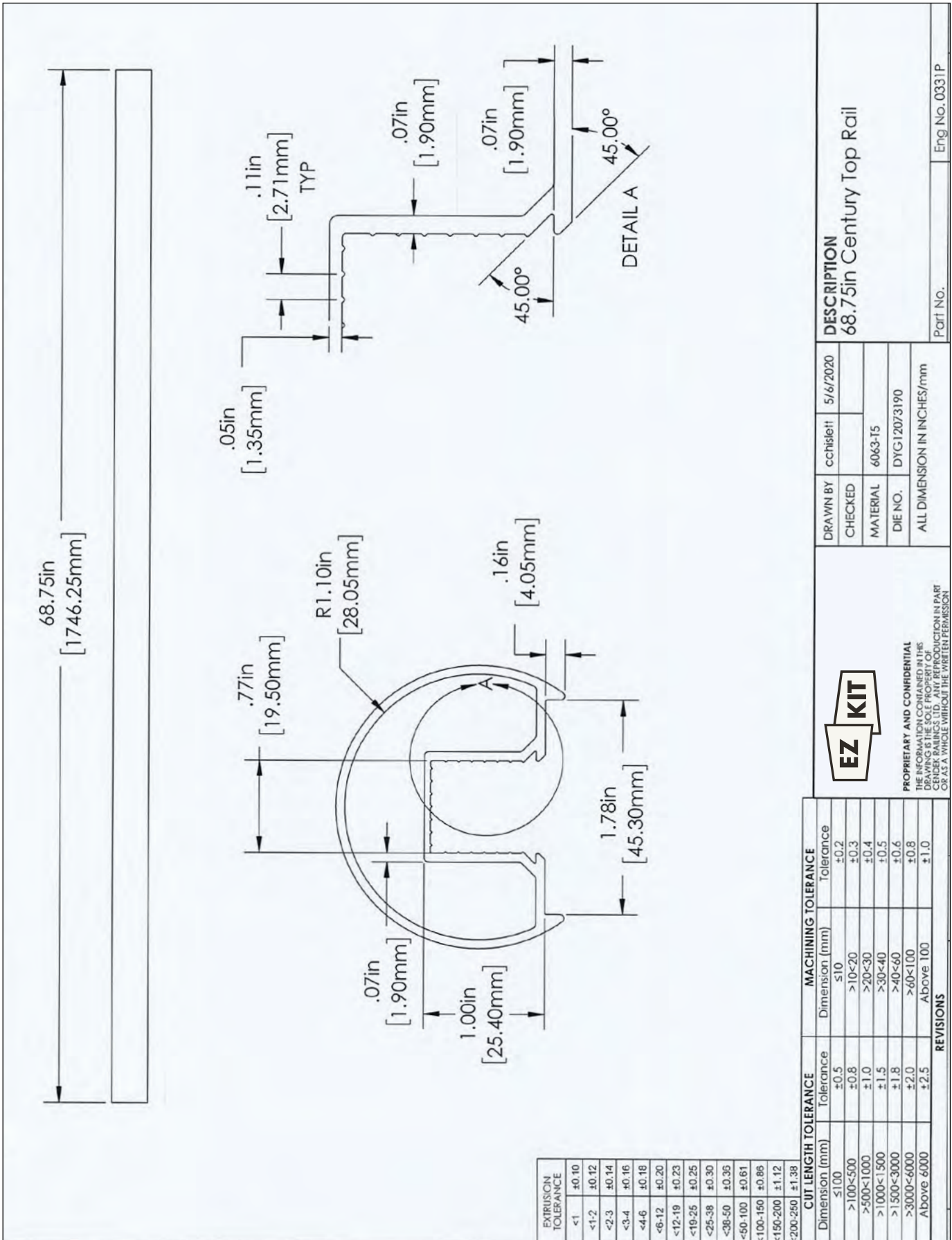
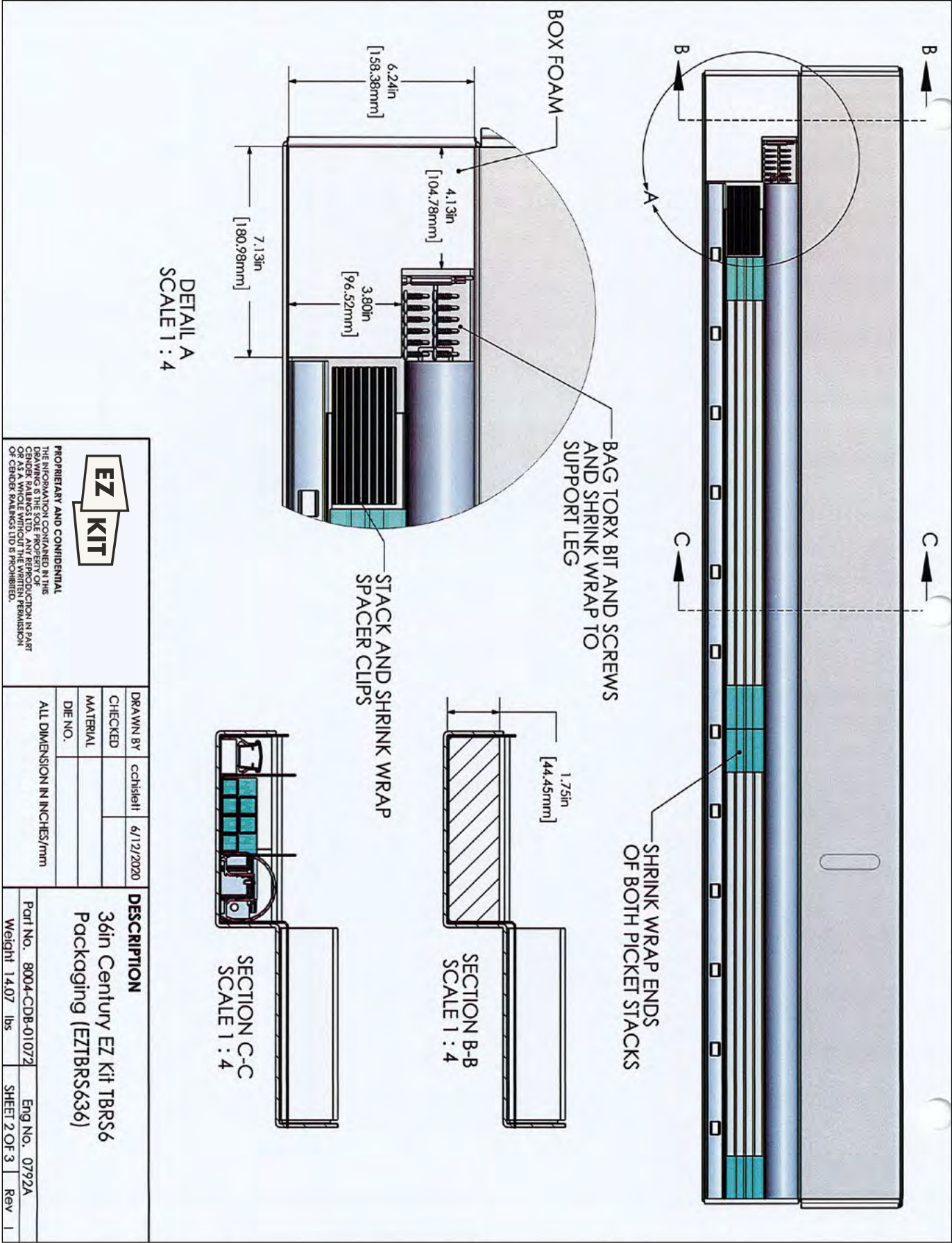
2

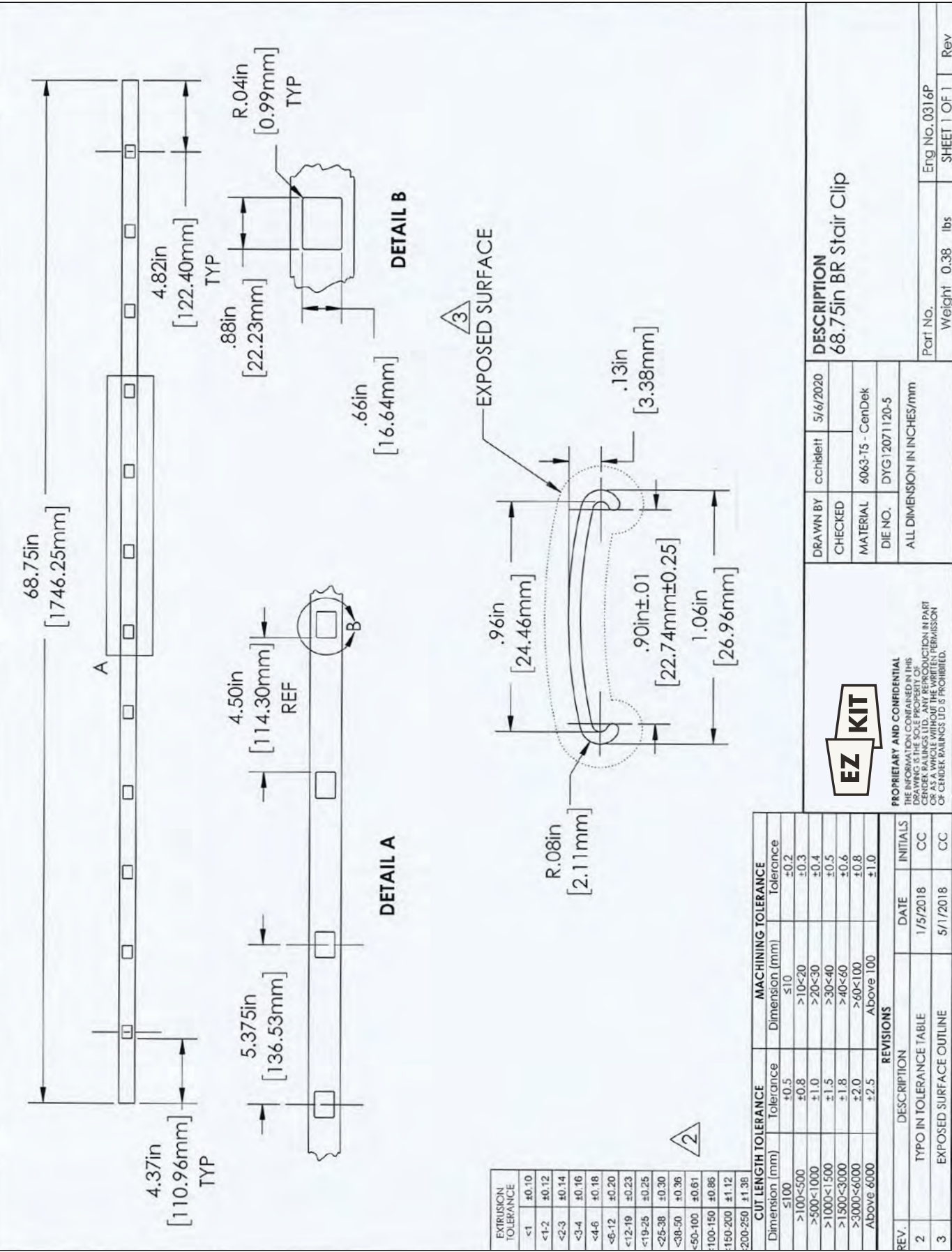
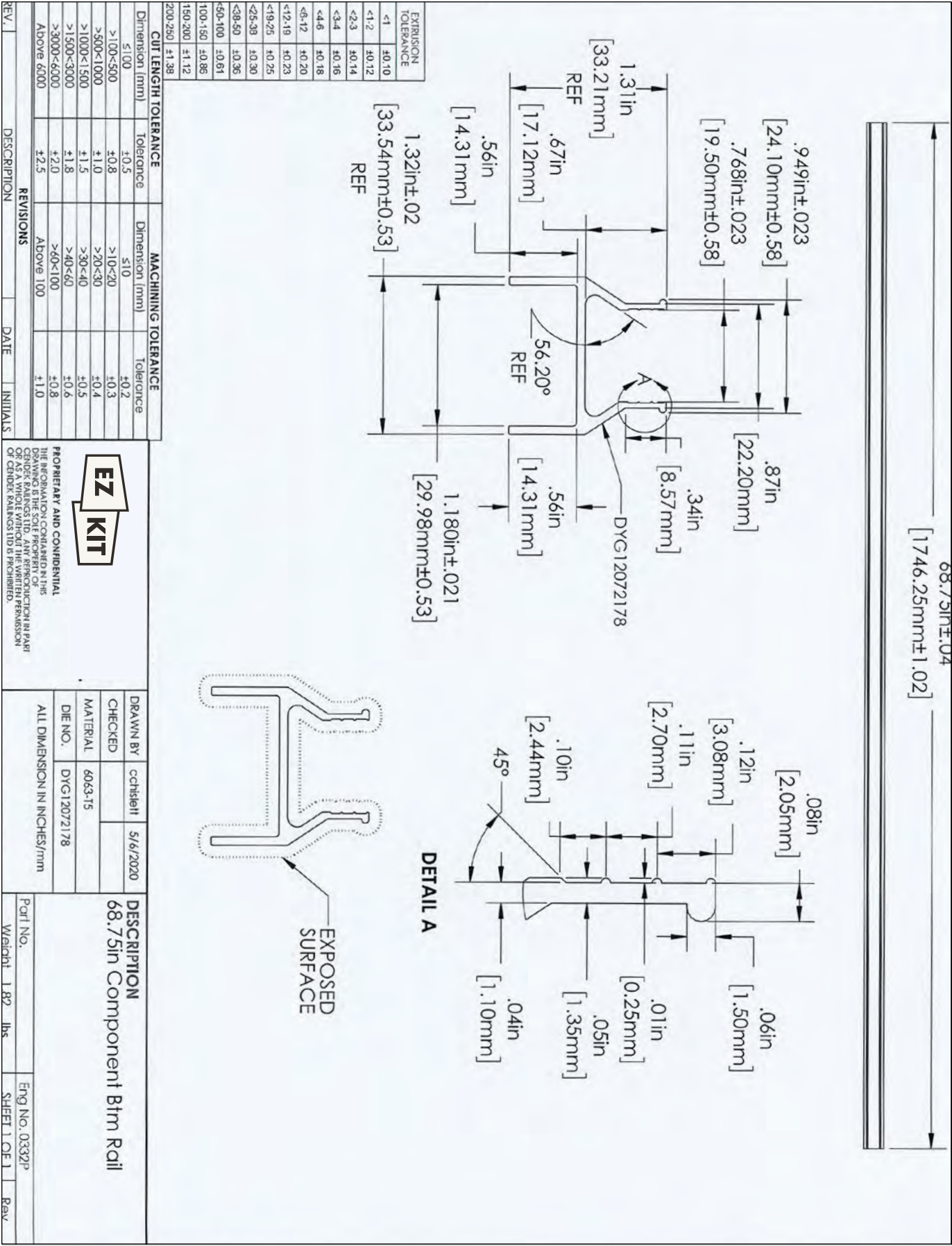




3	0332P	68.75in Component Blm Rail
4	0316P	68.75in BR Stair Clip
5	0060P	Support Leg
6	0379A	TBR Accessories
7	0340P	68.75in Top Rail Insert
8	0339P	68.75in Bottom Rail Insert
9	0063PB	5/8" Picket 31"-7/8" for Component
10	0160P	4.425" Stair Spacer Clip
11		36in Century TBR6 & TBR56 Box Foam
12		TBR Picket Box Foam
13		TBR Box Foam
14		Picket Stack Shrink Wrap

	DRAWN BY		cchislett	6/12/2020	DESCRIPTION 36in Century EZ Kit TBRs6 Packa (EZTBRs636)
	CHECKED				
	MATERIAL				
	DIE NO.				
	ALL DIMENSION IN INCHES/MM				





EV

DESCRIPTION

DATE

INITIALS

REVISIONS

PROPRIETARY AND CONFIDENTIAL

THE INFORMATION CONTAINED IN THIS DRAWING IS THE SOLE PROPERTY OF EZ KIT RAILINGS LTD. NO PART OF THIS DRAWING OR AS A WHOLE WITHOUT THE WRITTEN PERMISSION OF EZ KIT RAILINGS LTD IS PROHIBITED.

EZ KIT

DRAWN BY

CCHSIEH

5/6/2020

CHECKED

MATERIAL

DIE NO.

DESCRIPTION

TBR Accessories

Port No.

Weight

0.04

lbs

Eng No.

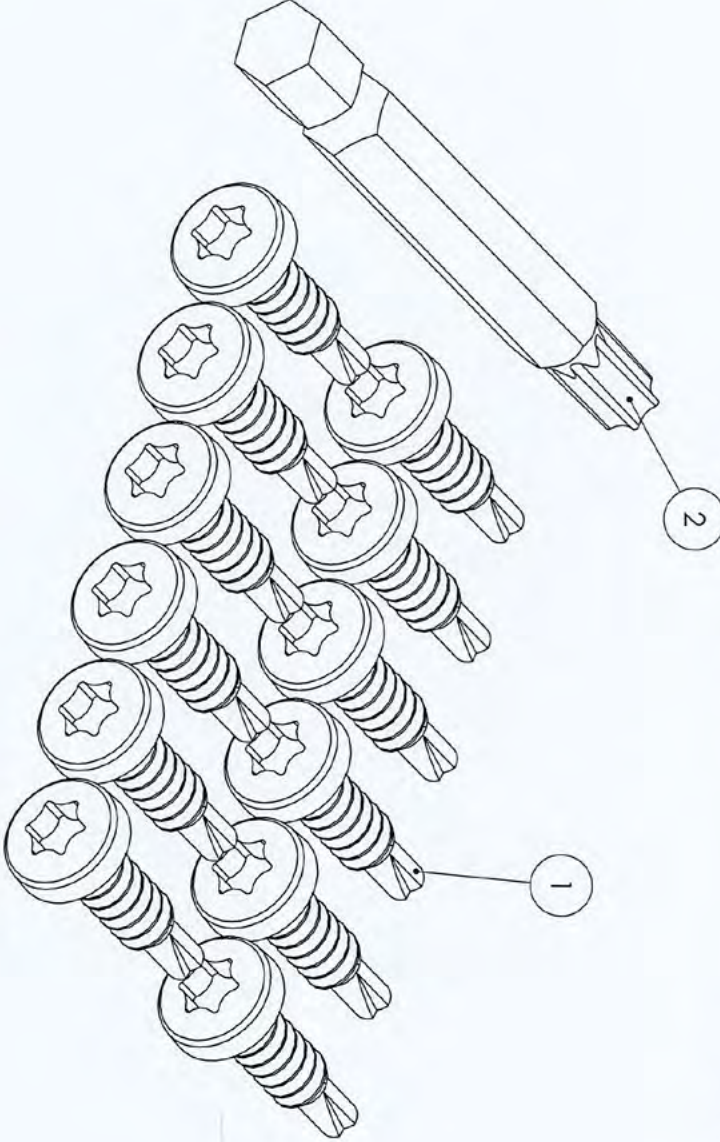
0379A

SHEET 1 OF 1

Rev

1

2



ITEM NO.	Eng No.	DESCRIPTION	QTY.
1	0119P	# 10x3/4" Pan Head Tek Torx Type 6 T25 Zinc Plated Self Tapping Screw	12
2	0379P	2" Torx T25 Steel Bit	1

EZ-KIT PRODUCT INFORMATION GUIDE

EZTBRS636 Stair Rail Kit

REV.

1

DESCRIPTION

ADDED FULL CUT/MACH TABLE

DATE

1/18/2018

INITIALS

CC

PROPRIETARY AND CONFIDENTIAL

THE INFORMATION CONTAINED IN THIS DRAWING IS THE SOLE PROPERTY OF EZ KIT RAILINGS LTD. NO PART OF THIS DRAWING OR AS A WHOLE WITHOUT THE WRITTEN PERMISSION OF EZ KIT RAILINGS LTD IS PROHIBITED.

EZ KIT

DRAWN BY

CCHSIEH

1/9/2020

CHECKED

MATERIAL

DIE #

DESCRIPTION

4.625" Stair Spacer Clip

DWG NO.

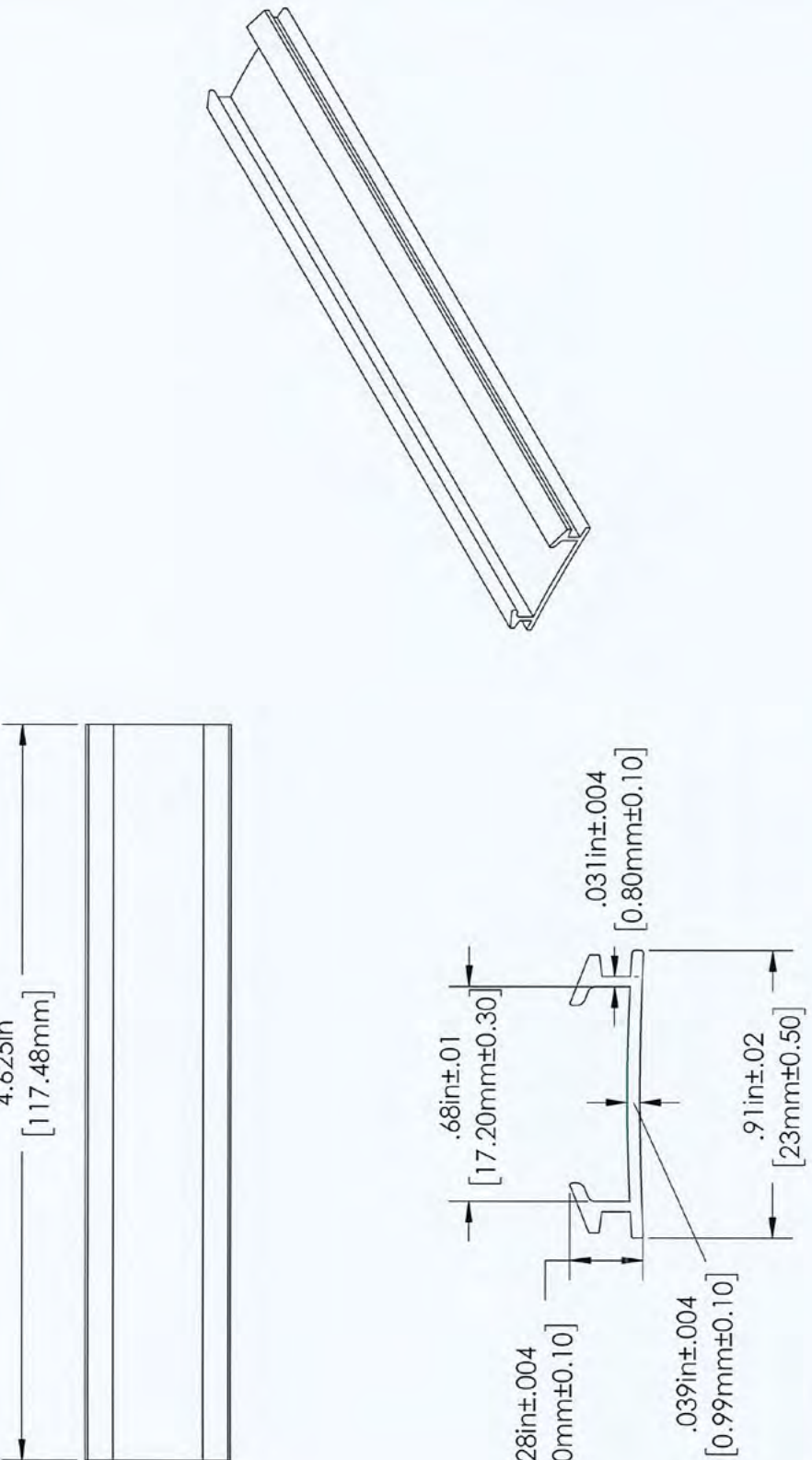
0160P

REV

1

1


2



GENERAL TOLERANCE		CUT LENGTH TOLERANCE		MACHINING TOLERANCE	
Dimension (mm)	Tolerance	Dimension (mm)	Tolerance	Dimension (mm)	Tolerance
<10	±0.20	<100	±0.5	≤10	±0.2
>10<25	±0.25	>100<500	±0.8	>10<20	±0.3
>25<38	±0.30	>500<1000	±1.0	>20<30	±0.4
>38<50	±0.40	>1000<1500	±1.5	>30<40	±0.5
>50<100	±0.60	>1500<3000	±1.8	>40<60	±0.6
>100<180	±0.85	>3000<6000	±2.0	>60<100	±0.8
		Above 6000	±2.5	Above 100	±1.0

SECTION TWO – STAIR RAIL KIT

49



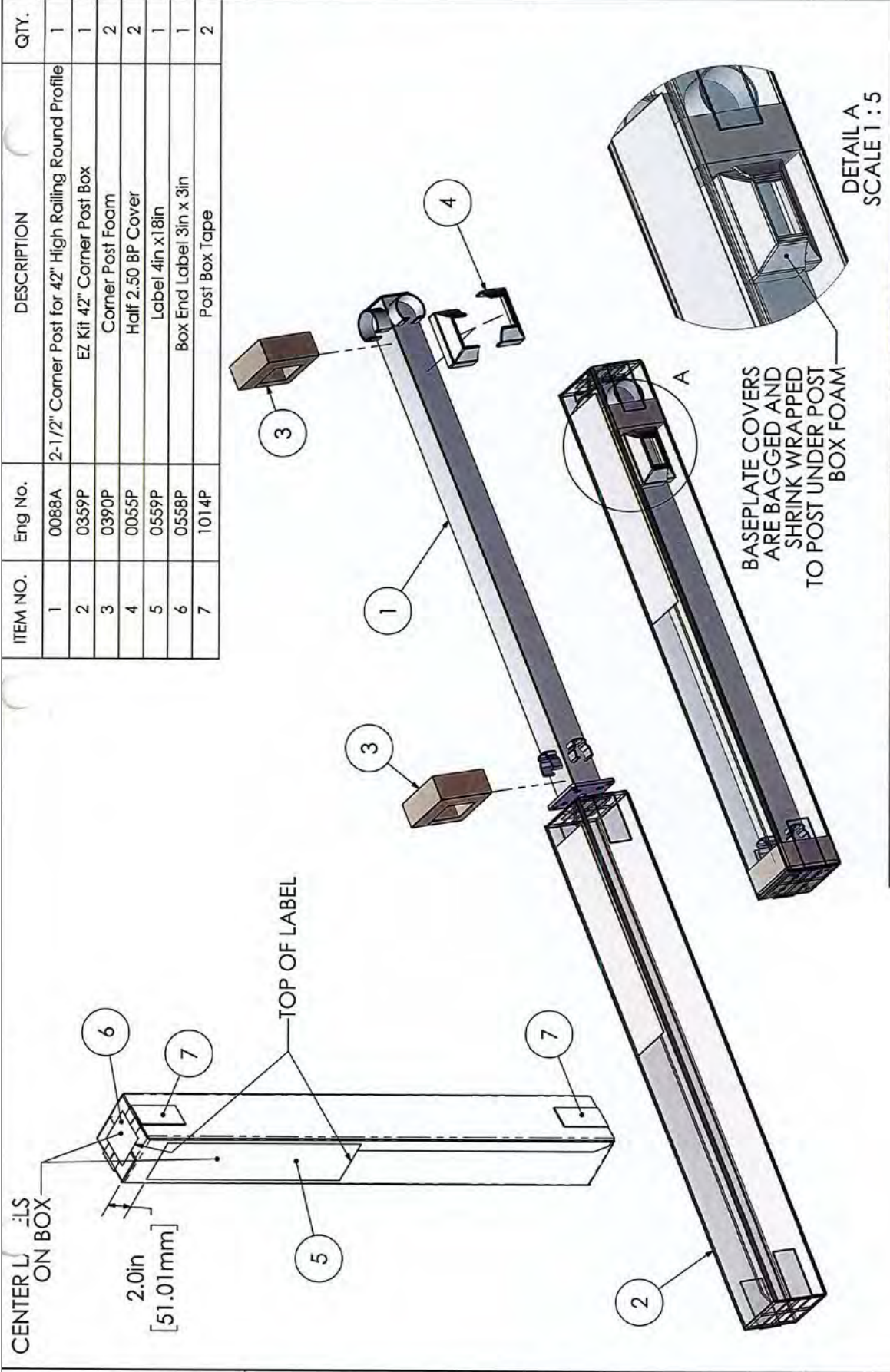
Post Kits


- EZCP42 Corner Post Kit
- EZEP42 End Post Kit
- EZSP42 Stair Post Kit
- EZLP42 Line Post Kit

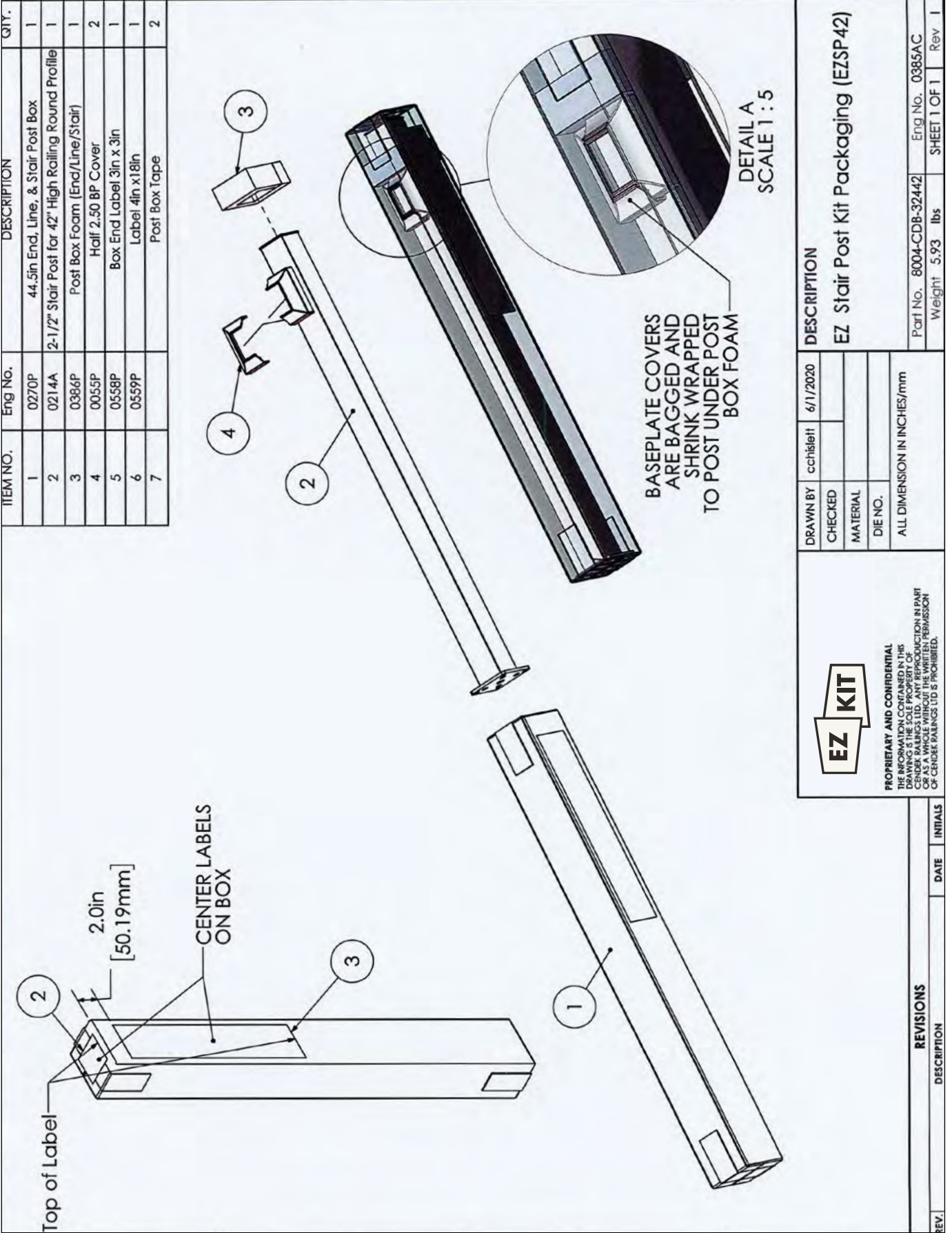
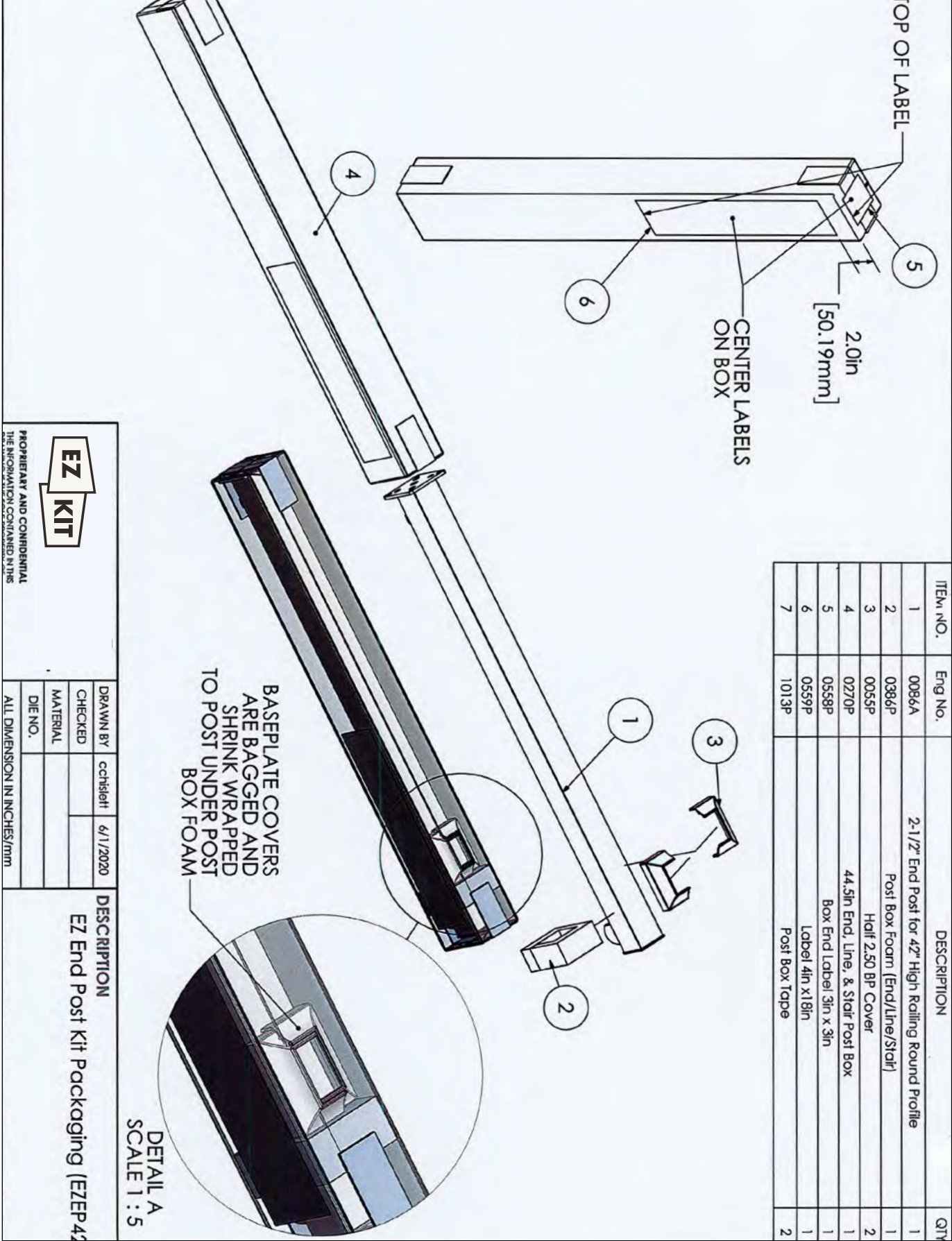


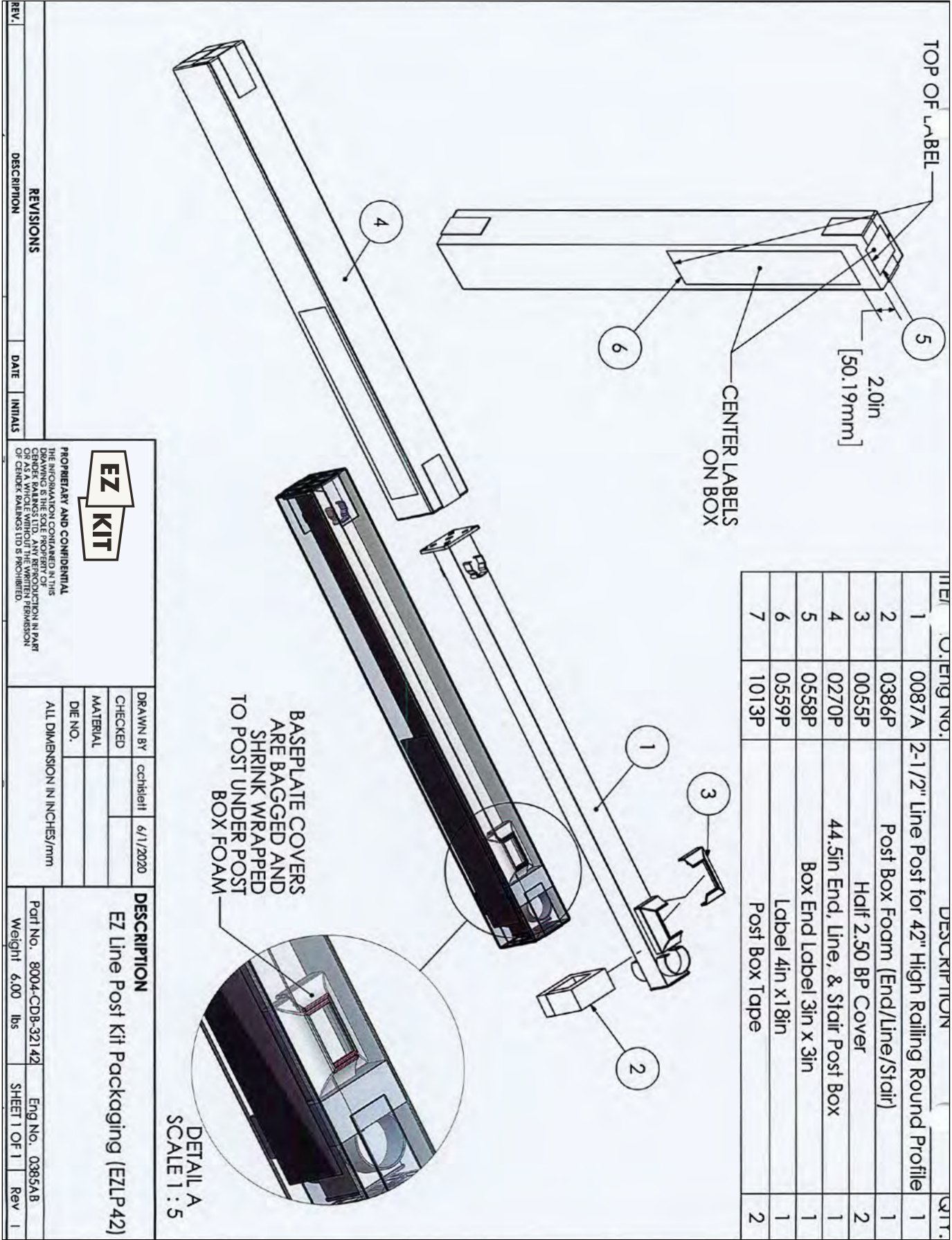
3

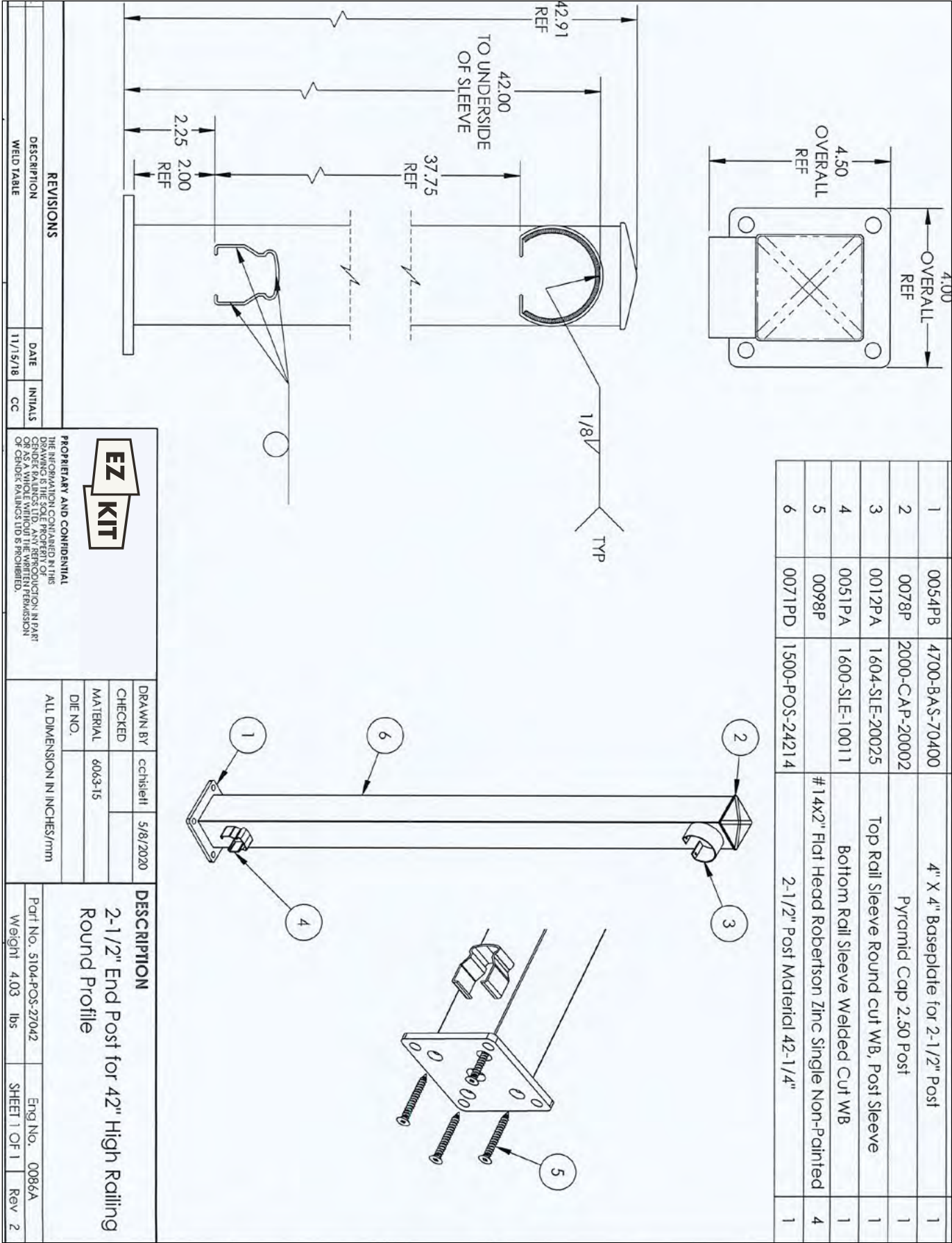
ITEM NO.	Eng No.	DESCRIPTION	QTY.
1	0088A	2-1/2" Corner Post for 42" High Railing Round Profile	1
2	0359P	EZ Kit 42" Corner Post Box	1
3	0390P	Corner Post Foam	2
4	0055P	Half 2.50 BP Cover	2
5	0559P	Label 4in x18in	1
6	0558P	Box End Label 3in x 3in	1
7	1014P	Post Box Tape	2

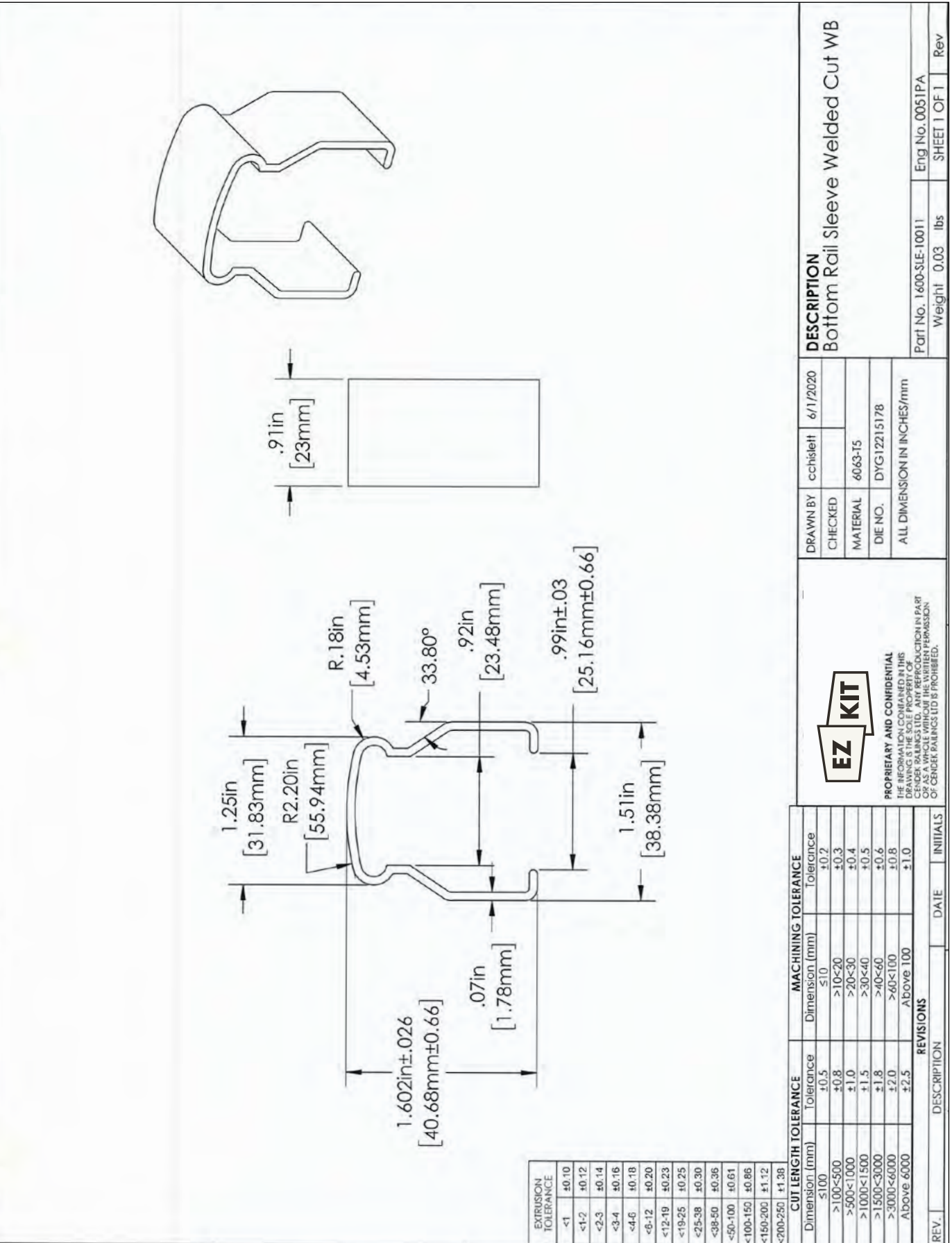
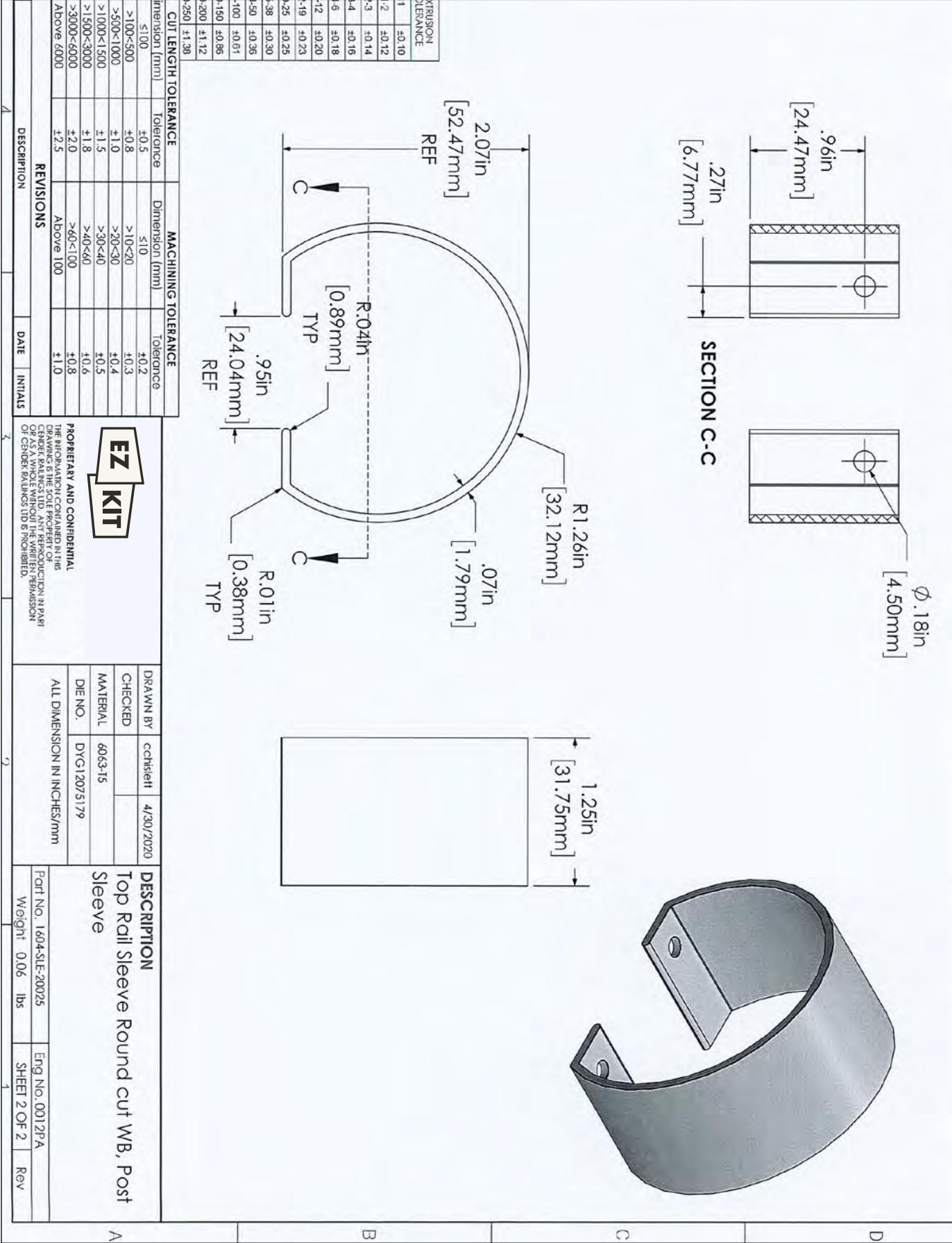


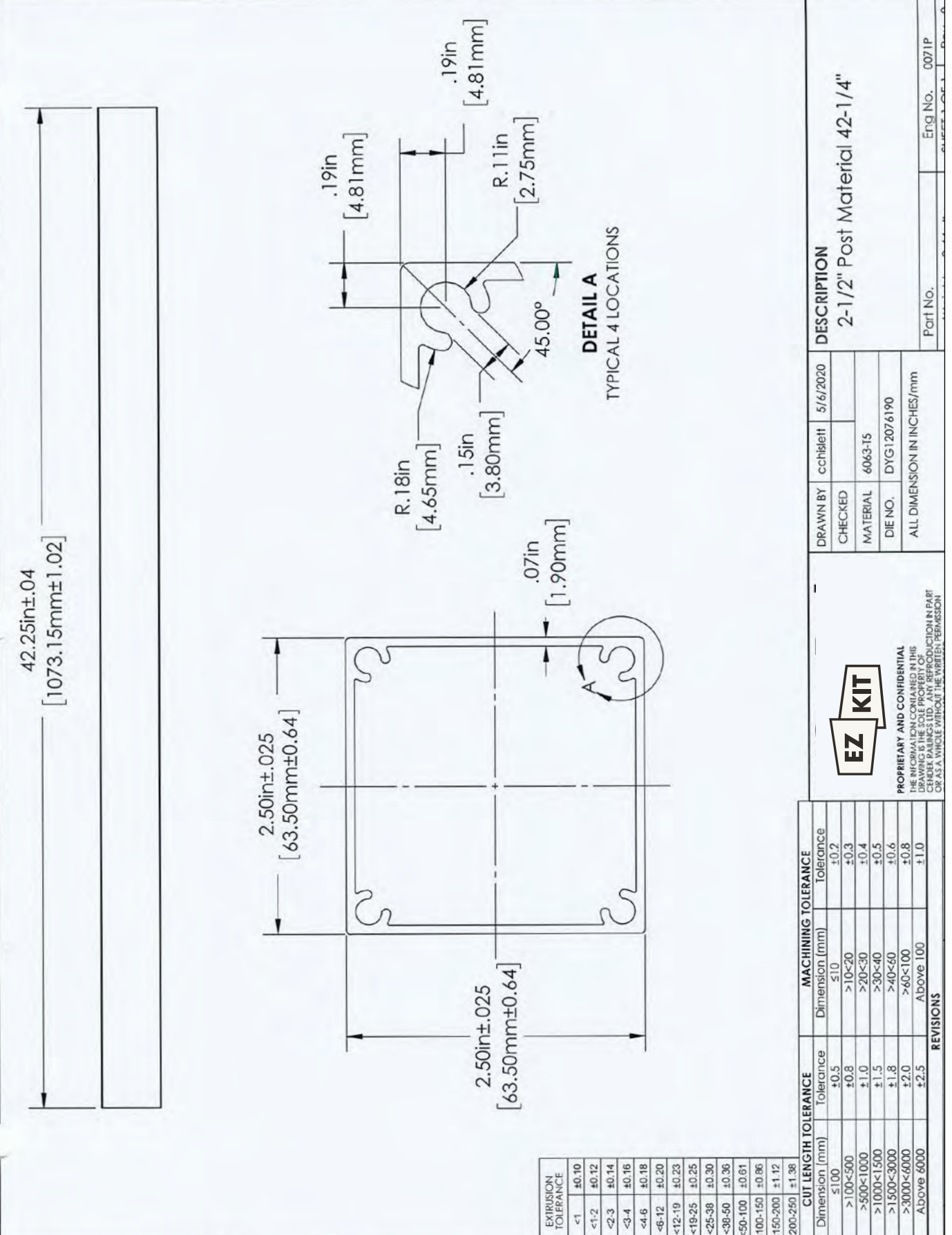
REV.	REVISIONS		DATE	INITIALS				
	DESCRIPTION							
<div><p>PROPRIETARY AND CONFIDENTIAL THE INFORMATION CONTAINED IN THIS DOCUMENT IS THE SOLE PROPERTY OF EZ CORNER POST PACKAGING, INC. AND IS TO BE USED ONLY IN CONNECTION WITH THE PRODUCT OR AS A WHOLE WITHOUT THE WRITTEN PERMISSION OF EZ CORNER POST PACKAGING, INC. OR GENDER RAILINGS, LTD. IS PROHIBITED.</p></div>								
DRAWN BY		cchislett	6/2/2020		DESCRIPTION EZ Corner Post Packaging (EZCP42)			
CHECKED								
MATERIAL								
DIE NO.								
ALL DIMENSION IN INCHES/mm					Part No. 8004-CDB-32342 Eng No. 0389A			
					Weight 5.45 lbs		SHEET 1 OF 1	Rev. 0

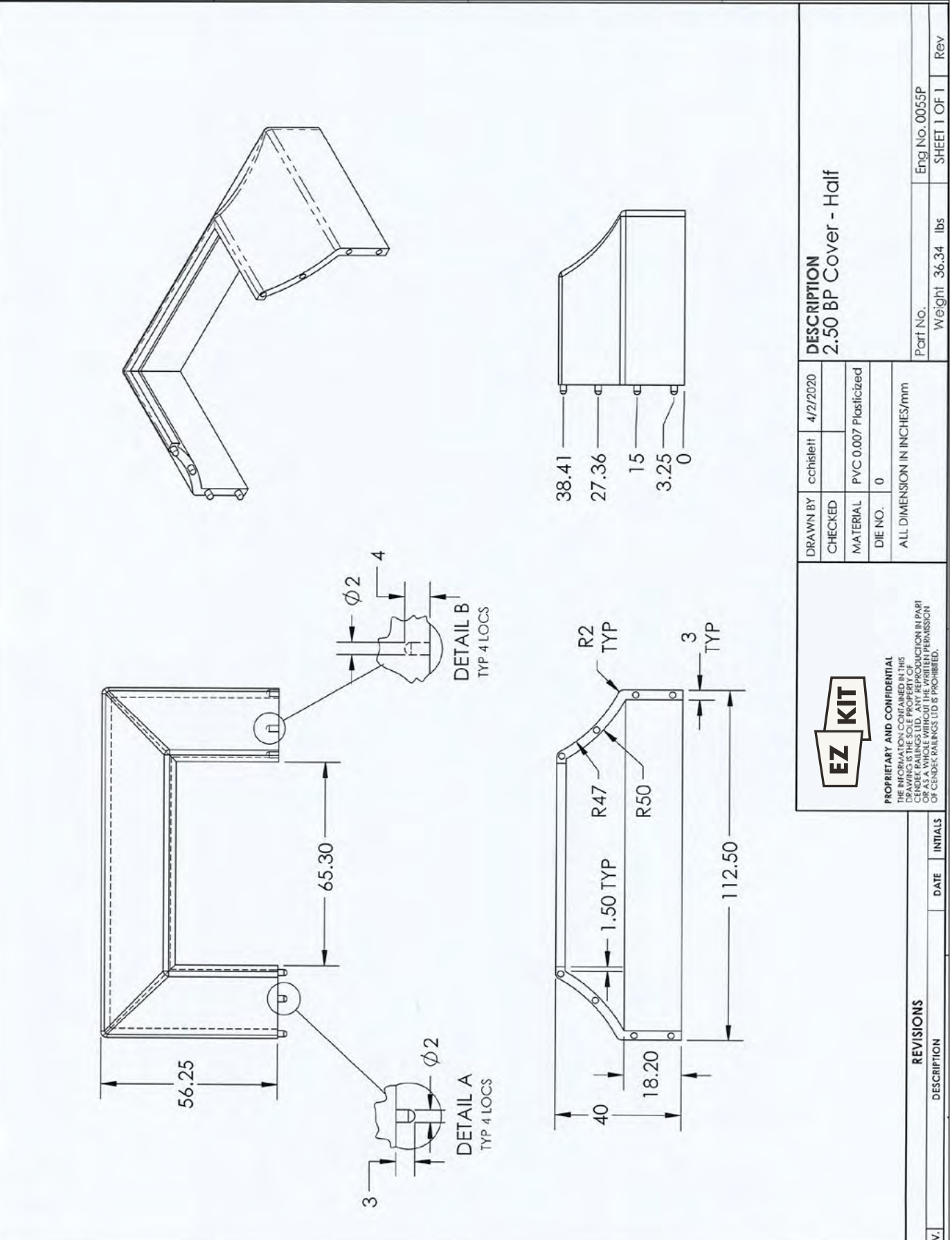
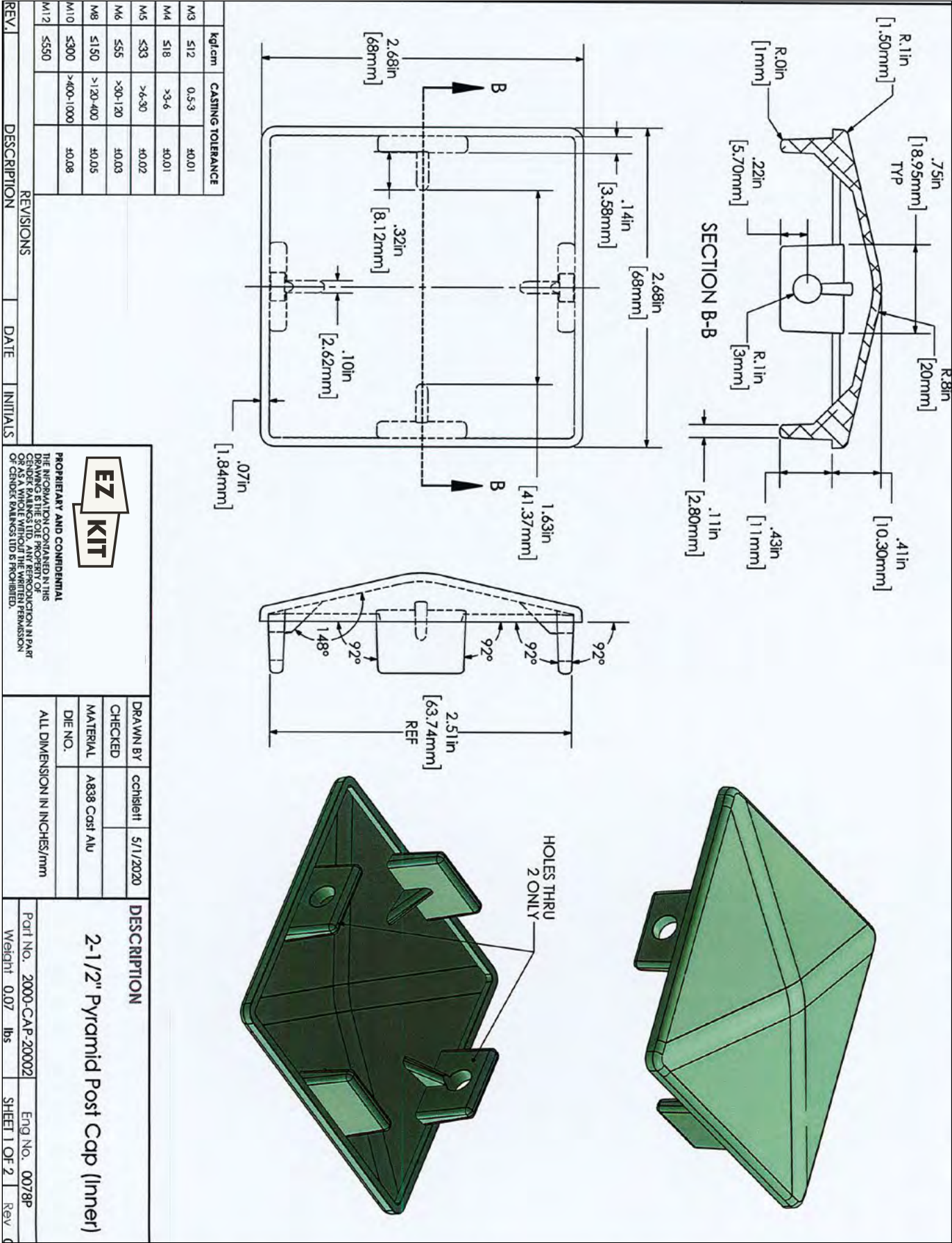








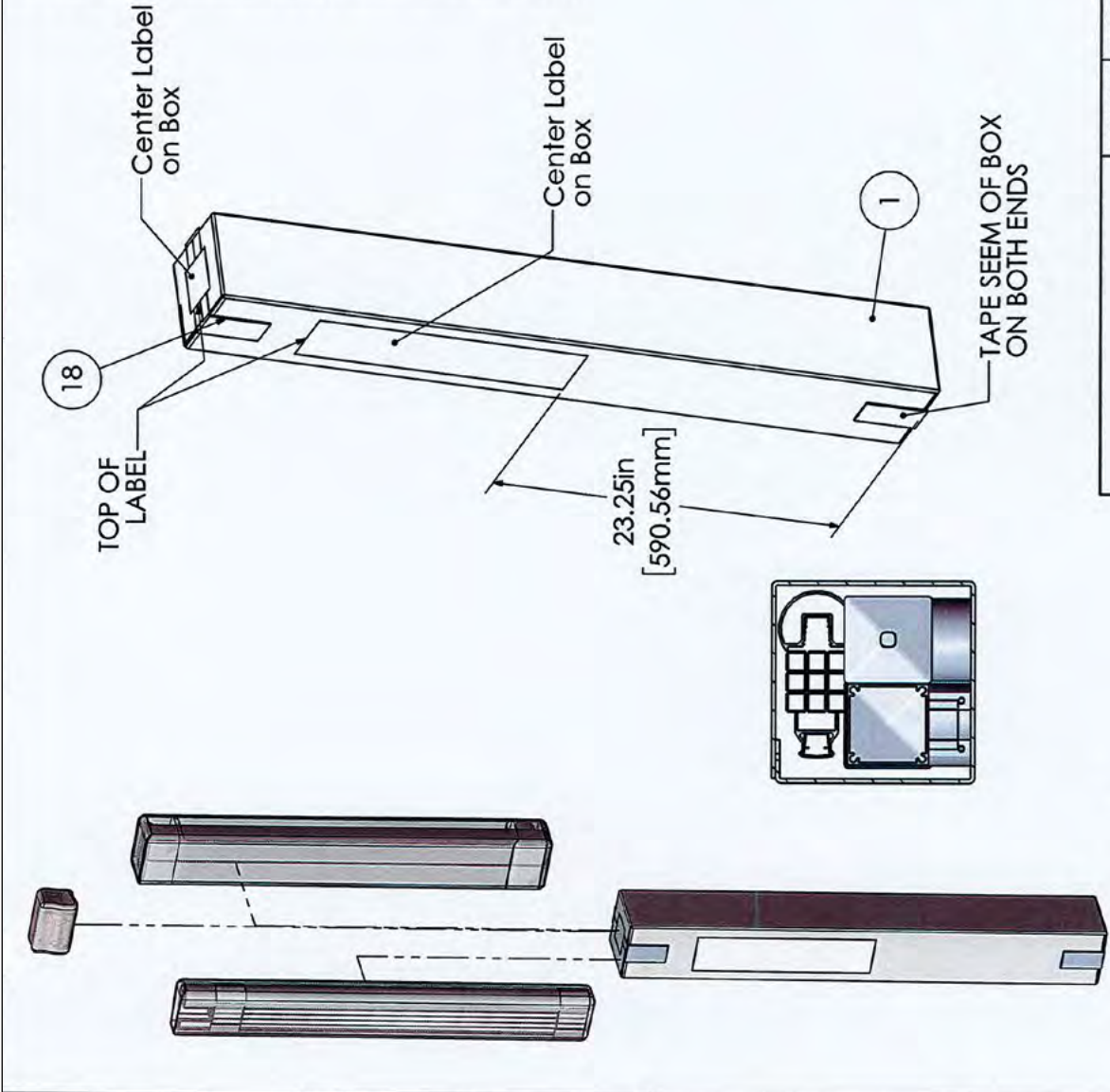




Gate Kit

| EZG42 Gate Kit





ITEM NO.	Eng No.	DESCRIPTION	QTY.
1	0528P	Century Gate Kit Box	1
2	0209A	Gate Pack Accessories	1
3	0194P	41in Century Gate Top Rail	1
4	0195A	42in Century Gate Post	2
5	0207P	41in BR Gate Cap-Equal Spacing	1
6	0202P	41in Gate Ballroom Rail Insert	1
7	0200P	Component Gate Brm Rail	1
8	0198P	5/8" Picket 37.7/8" for Component	9
9	1027P	Cardboard Spacer	2
10	0158PD	41in Gate Top Rail Insert	1
11	0559P	Label 4in x18in	1
12	0558P	Box End Label 3in x 3in	1
13	1026P	Picket Stack Shrink Wrap	2
14	1028P	TBR Shrink Wrap	2
15	1029P	TBR Poly Bag	1
16	1030P	Post Poly Bag	1
17	1031P	Post Shrink Wrap	2
18	1033P	Post Box Topse	2

ITEM NO.	Eng No.	DESCRIPTION	QTY
19	0181P	Gate Hinge - Plastic	2
20	0183A	Finger Latch Catch	1
21	0184P	Finger Latch	1
22	0210P	Gate Accessories Bag	1
23	0216P	#12x1" Pan Head Tek Torx Type 6 T25 Zinc Plated Self Tapping Screw	22
24	0079P	Picket Spacer - 3.875	5
25	0157P	3.875" Straight Spacer Clip	5
26	0119P	#10x3/4" Pan Head Tek Torx Type 6 T25 Zinc Plated Self Tapping Screw	10

<div>7. Place TBR, Post, & Accessory Bag in Box (see sheet 2 for steps 1 to 6)</div>	<div>REVISIONS</div>		<div>DESCRIPTION</div>		<div><div><div>EZ KIT</div></div><div>PROPRIETARY AND CONFIDENTIAL THE INFORMATION CONTAINED IN THIS DRAWING IS THE SOLE PROPERTY OF CENDE RAILINGS LTD. NO PART OF THIS DRAWING IS TO BE REPRODUCED OR AS A WHOLE WITHOUT THE WRITTEN PERMISSION OF CENDE RAILINGS LTD & IS PROHIBITED.</div></div>	<div>DRAWN BY</div>	<div>cchsielt</div>	<div>6/1/2020</div>	<div>DESCRIPTION</div>	

1. STACK & SHRINK WRAP ENDS OF PICKET STACK

1, 5, 6, 8, 9, 13, 14, 15

2. ADD TBR COMPONENTS

1, 2, 3, 4, 13, 14, 15

3. SHRINK WRAP TBR COMPONENTS AND PLACE INSIDE POLY TUBE BAG

1, 2, 3, 4, 13, 14, 15

4. ORIENT POSTS AS SHOWN AND SEPERATE WITH CARBOARD INBETWEEN

1, 2, 3, 4, 13, 14, 15

5. SHRINK WRAP POSTS TOGETHER AND PLACE INSIDE POLY TUBE BAG

1, 2, 3, 4, 13, 14, 15

6. GATE ACCESSORIES IN CLEAR POLY BAG

1, 2, 3, 4, 13, 14, 15

REV.

DESCRIPTION

DATE

INITIALS

REVISIONS

DESCRIPTION

42in Century Gate Post

Part No.

Weight

1.35 lbs

Eng No. 0195A

SHEET 1 OF 1

Rev

6/1/2020

cchiselt

CHECKED

MATERIAL

DIE NO.

ALL DIMENSION IN INCHES/mm

PROPRIETARY AND CONFIDENTIAL

THE INFORMATION CONTAINED IN THIS DRAWING IS THE SOLE PROPERTY OF CENDEX RAILINGS LTD. ANY REPRODUCTION IN PART OR AS A WHOLE WITHOUT THE WRITTEN PERMISSION OF CENDEX RAILINGS LTD IS PROHIBITED.

42in Century Gate Post

Weight 82.69 lbs

Eng No. 0527A

SHEET 2 OF 2

Rev 0

EZG42 Gate Kit

REV.

DESCRIPTION

DATE

INITIALS

REVISIONS

DESCRIPTION

42in Century Gate Post

Part No.

Weight

1.35 lbs

Eng No. 0195A

SHEET 1 OF 1

Rev

6/1/2020

cchiselt

CHECKED

MATERIAL

DIE NO.

ALL DIMENSION IN INCHES/mm

PROPRIETARY AND CONFIDENTIAL

THE INFORMATION CONTAINED IN THIS DRAWING IS THE SOLE PROPERTY OF CENDEX RAILINGS LTD. ANY REPRODUCTION IN PART OR AS A WHOLE WITHOUT THE WRITTEN PERMISSION OF CENDEX RAILINGS LTD IS PROHIBITED.

42in Century Gate Post

Weight 82.69 lbs

Eng No. 0527A

SHEET 2 OF 2

Rev 0

1

2

3

4

1, 2, 3, 4

2.7in [67.87mm] REF

3.86in [98.69mm] REF

40.25in [1022.35mm] POST MATERIAL

39.82in [1011.44mm] TO UNDERSIDE OF SLEEVE

37.75in [958.97mm] REF

40.66in [1032.95mm] REF

FLUSH

8/1 TYP

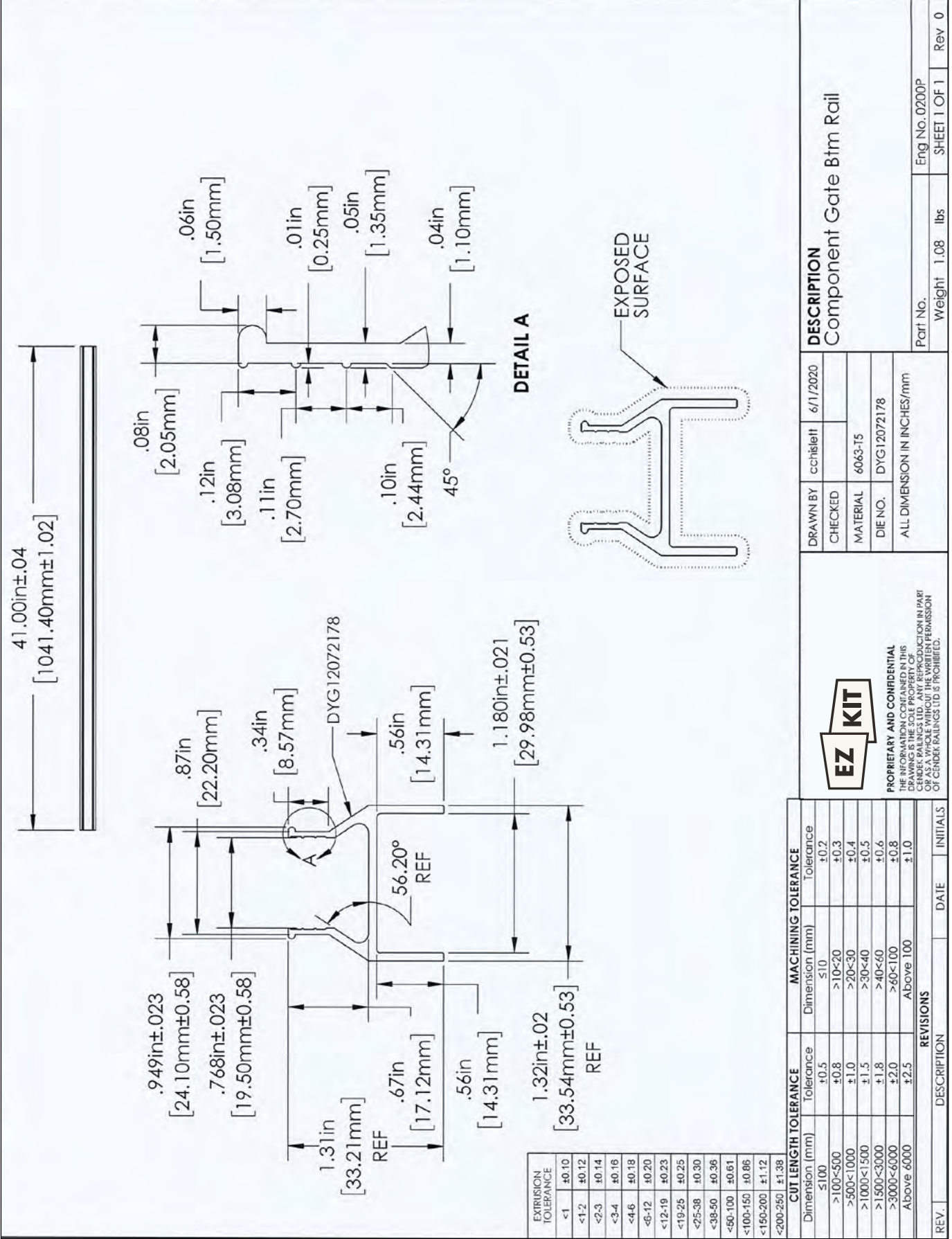
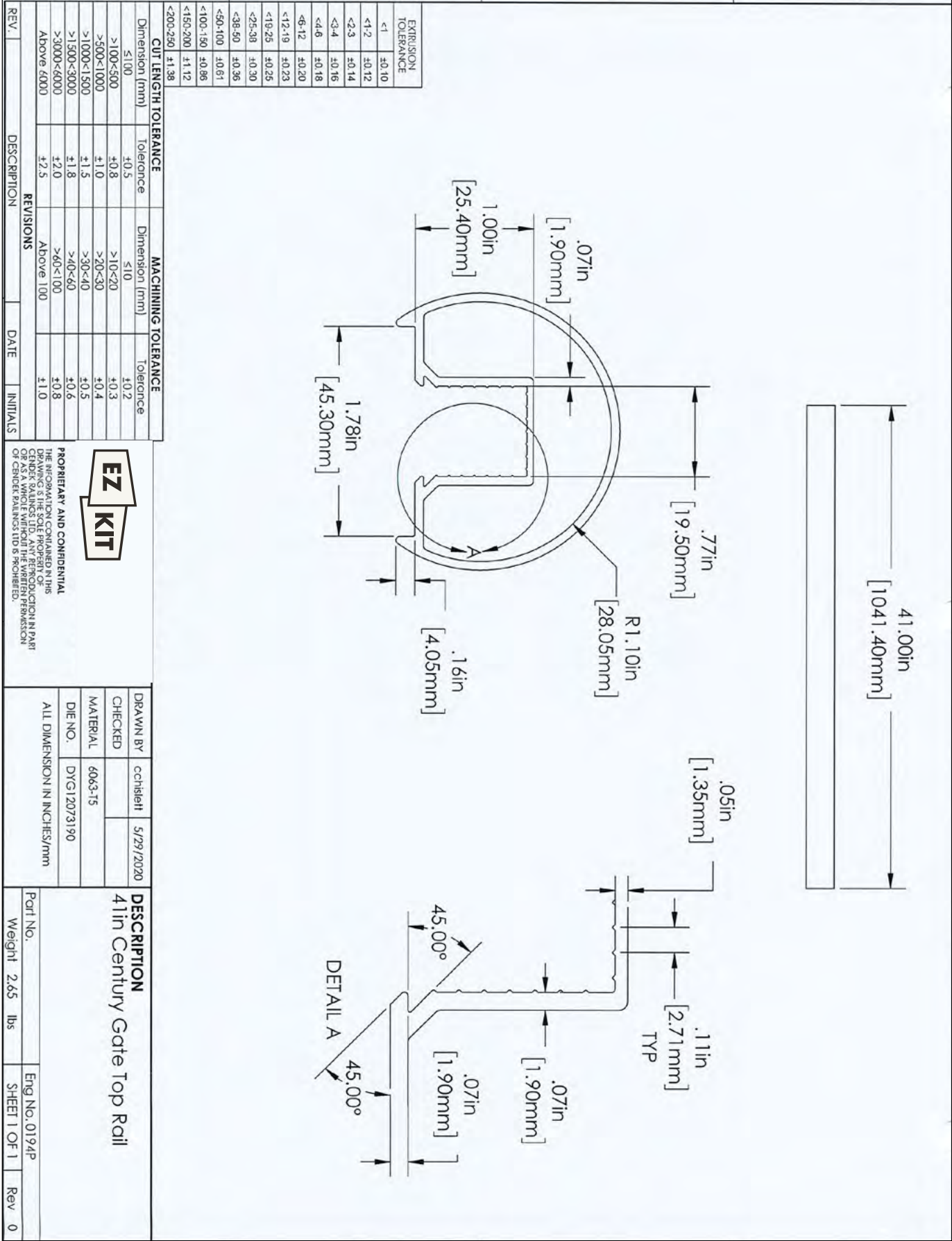
2.7in [67.87mm] REF, 3.86in [98.69mm] REF, 40.25in [1022.35mm] POST MATERIAL, 39.82in [1011.44mm] TO UNDERSIDE OF SLEEVE, 37.75in [958.97mm] REF, 40.66in [1032.95mm] REF, FLUSH, 8/1 TYP

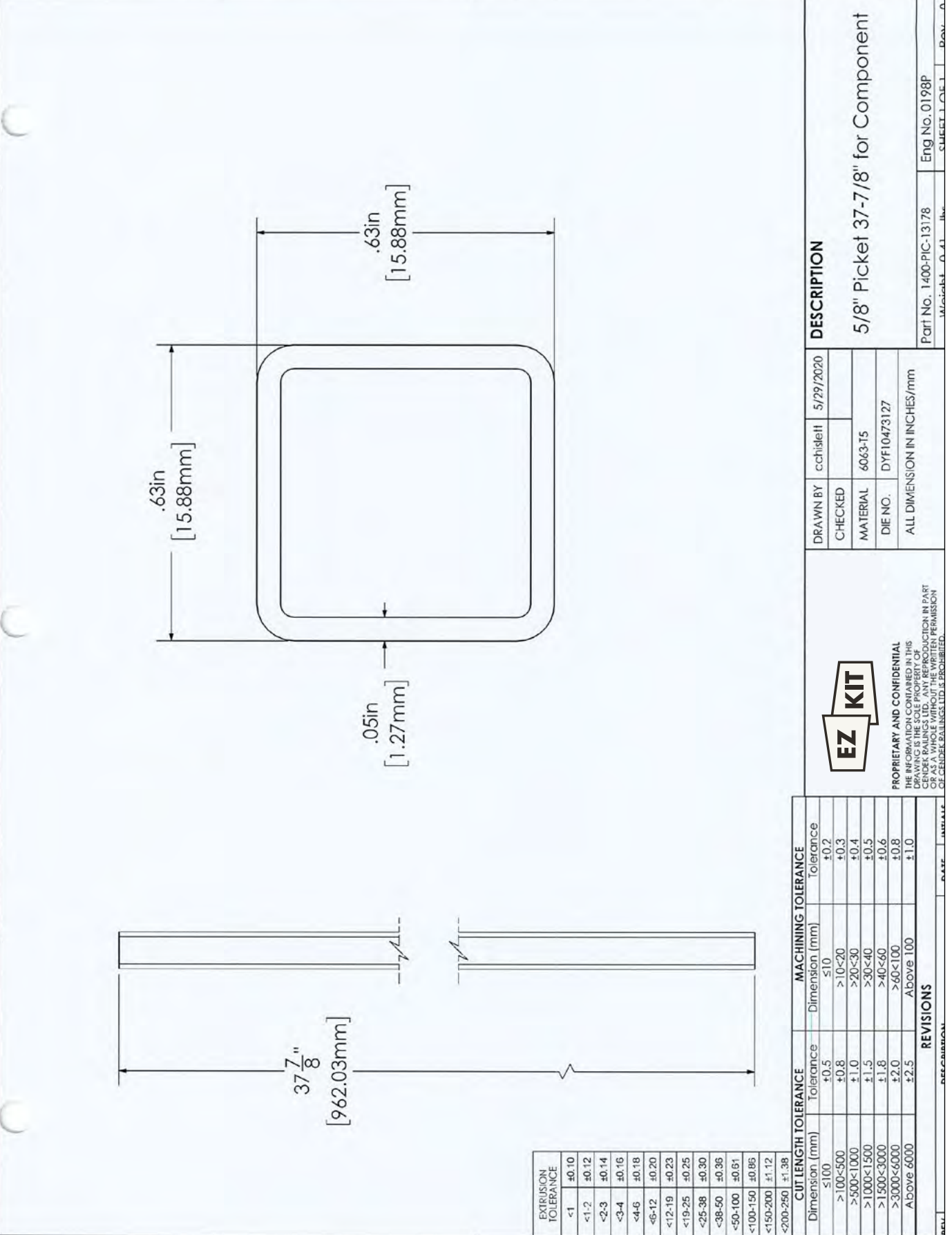
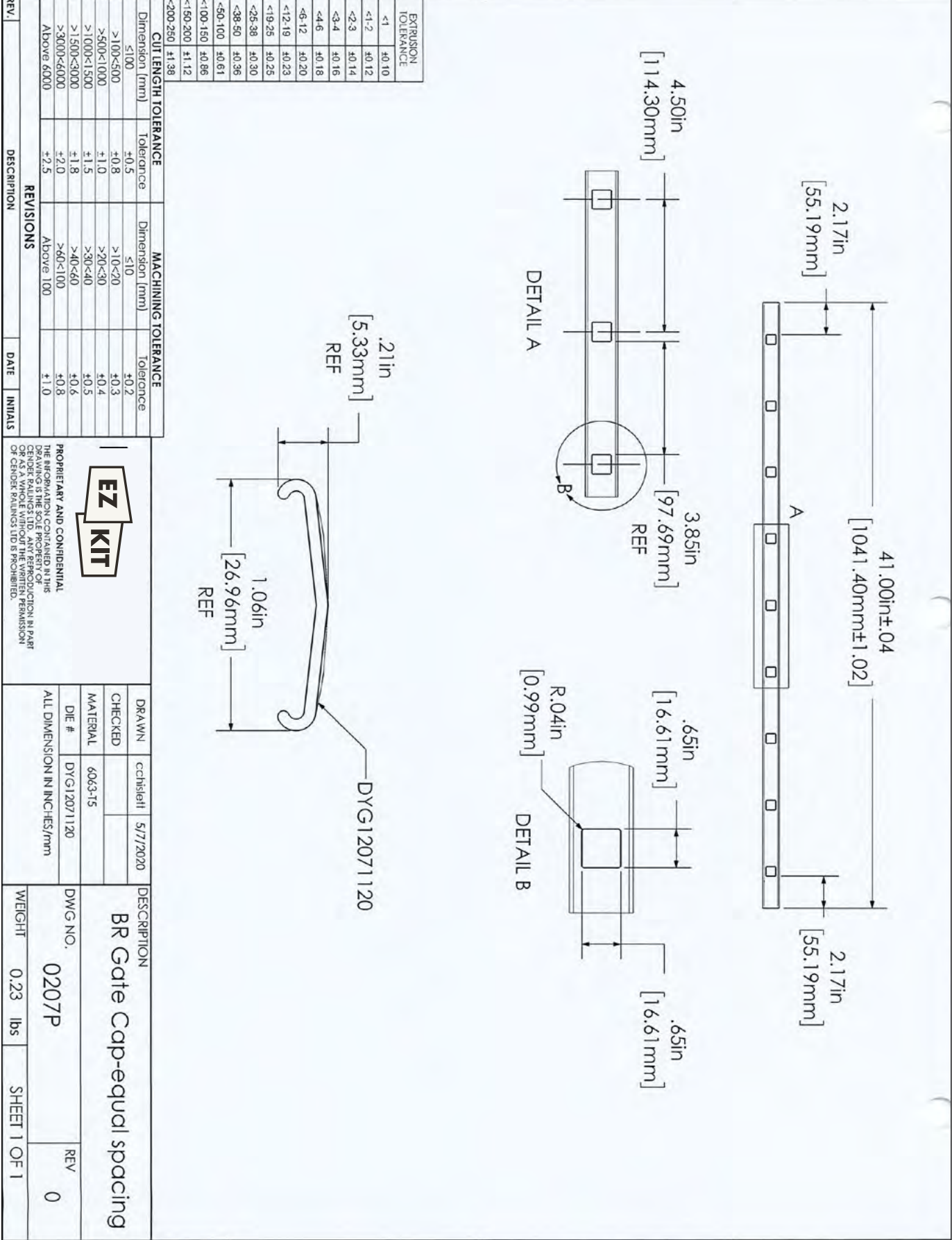
EZ-KIT PRODUCT INFORMATION GUIDE

SECTION FOUR – GATE KIT

72

73






Bracket Kits

EZG42 Swivel Bracket

EZWB Wall Bracket



5

SECTION C-C

SECTION D-D

EZ KIT

Bottom Roll Swivel

SECTION A-A

SECTION B-B

EZ KIT

DESCRIPTION

Century Swivel

REV. 1

REV.	DESCRIPTION	DATE	INITIALS
1	ADDED RADIUS & DWG # CHANGE (WAS 0342P)	12/20/2019	CC

kg/cm	CASTING TOLERANCE
M3	≤12 ±0.01
M4	≤18 ±0.01
M5	≤33 ±0.02
M6	≤55 ±0.03
M8	≤150 ±0.05
M10	≤300 ±0.08
M12	≤550

PROPRIETARY AND CONFIDENTIAL
THE INFORMATION CONTAINED IN THIS DRAWING IS THE SOLE PROPERTY OF EZ KIT. NO PART OF THIS DRAWING OR AS A WHOLE WITHOUT THE WRITTEN PERMISSION OF CENDEX RAILINGS LTD IS PROHIBITED.

ALL DIMENSION IN INCHES/MM

DRAWN BY cchislett 6/2/2020

CHECKED

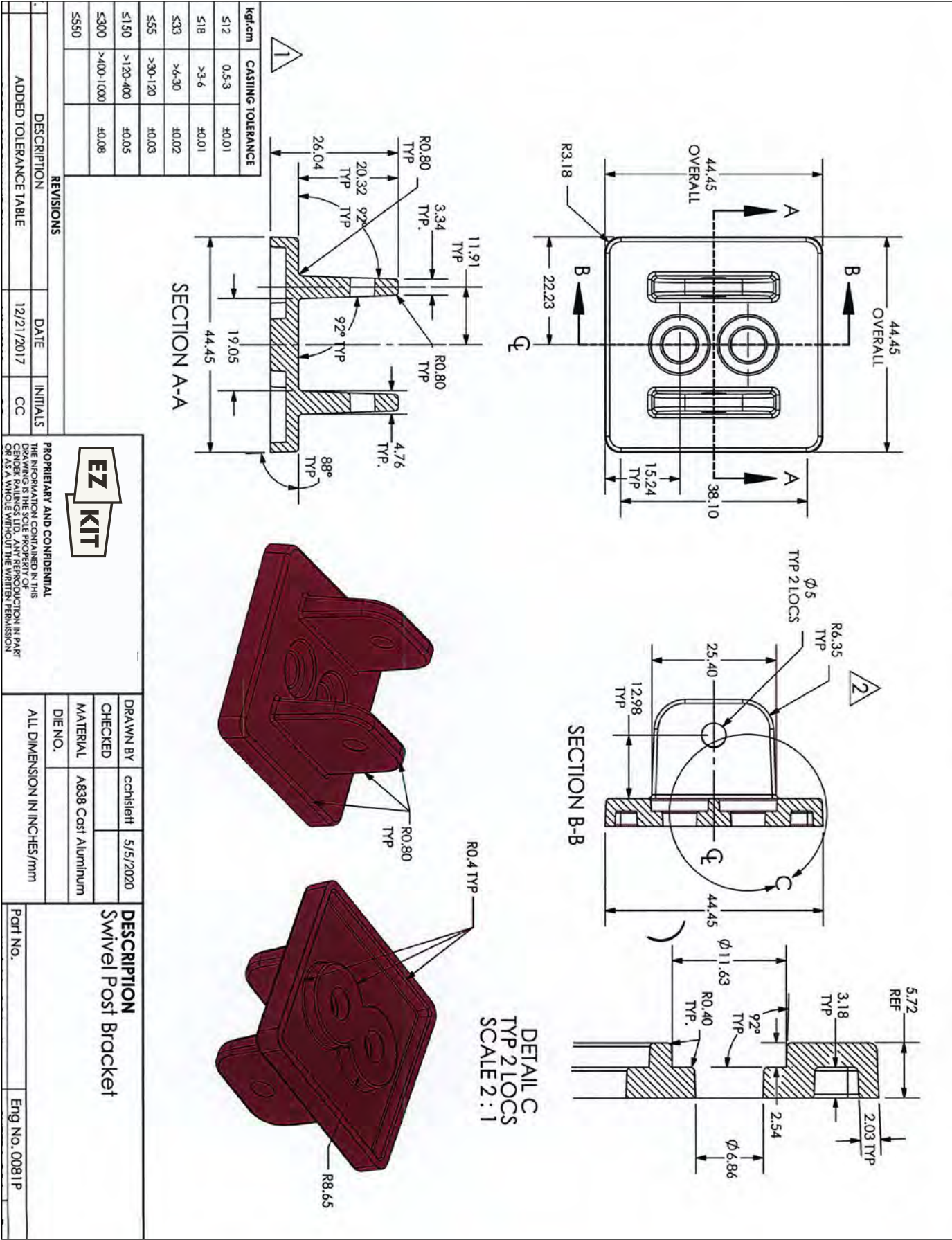
MATERIAL A838 Cast Aluminum


DIE NO.

Part No. Eng No. 0047P


Weight 67.68 lbs

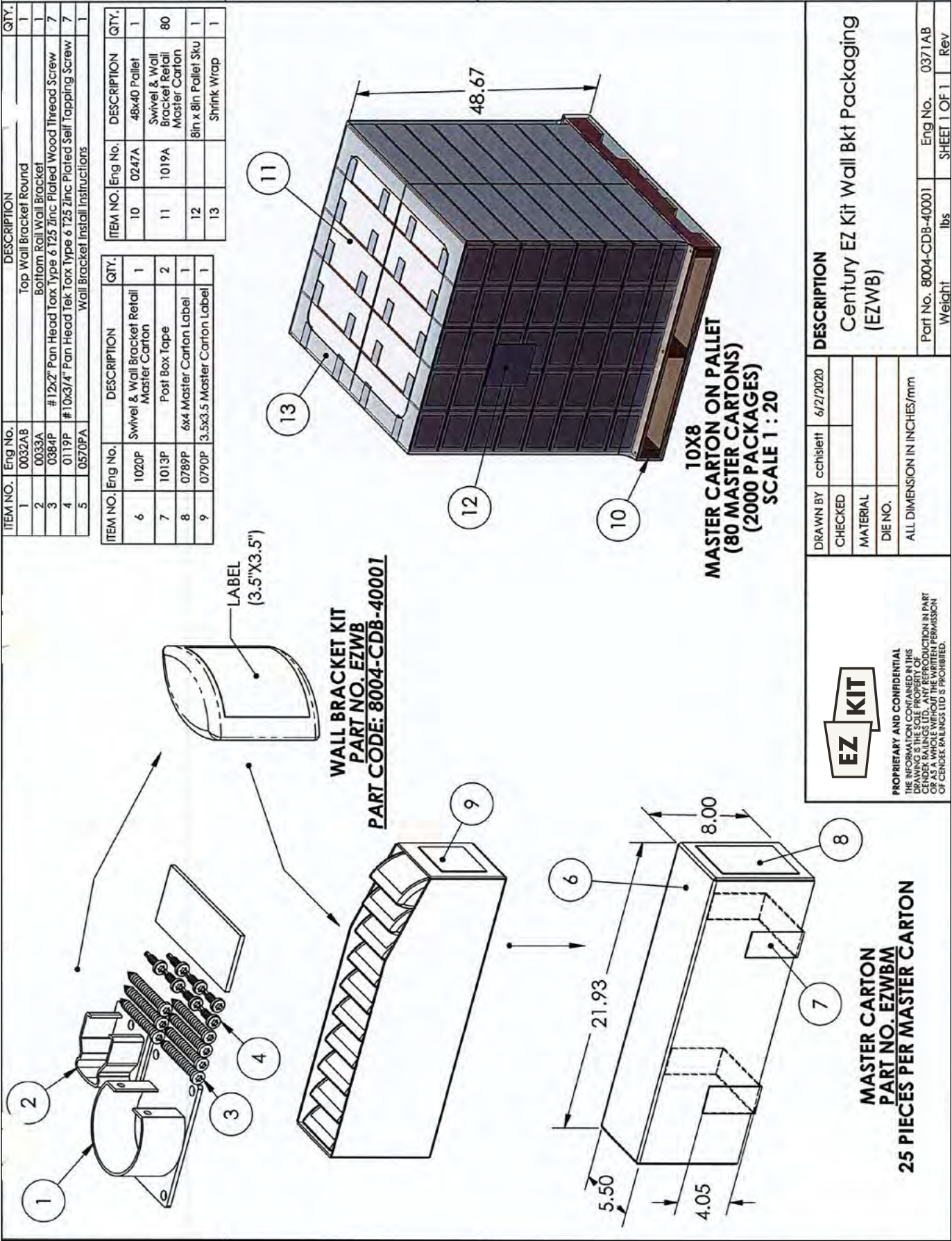
SHEET 1 OF 1 Rev 1





| EZWB Wall Bracket





Notes

(Ideas, sketches and rough plans for the backyard of the stars)

Warranty

The simple and stylish railing solution.



What is Covered under the Limited Warranty

Subject to the terms, conditions, limitations, and exclusions of this limited warranty. Century Aluminum Products a division of CenDek Railings Ltd. (“**Century**”), warrants to the [original/first] [owner/consumer purchaser], as further defined herein, that the structure of Century Aluminum Railings (the “**Products**”) will be free from material and manufacturing defects for a period of 20 years from the date of purchase. Century warrants the Powdercoat Paint (the “**Powdercoat Paint**”) finish on the Products will not crack, chip, blister or lose paint adhesion for a period of 5 years from the date of purchase. Products that are located within one (1) mile of open ocean, or are otherwise located anywhere that heavy salt conditions (including but not limited to sea fog or salt water pools) prevail, in which case Century warrants that the Powdercoat Paint finish on the Products will not crack, chip, blister or lose paint adhesion for a period of one (1) year from the date of purchase (hereinafter collectively, the “**Limited Warranty**”).

Who is Covered under the Limited Warranty

This Limited Warranty is provided solely to the original consumer purchaser of the Products (the “Owner”), if that Owner lives within the United States or Canada. This Limited Warranty applies only to Products used in connection with either a single family detached housing unit or a detached duplex housing unit that is owned or occupied by the Owner and that is used solely for residential purposes (collectively, the “**Residential Location**”).

Duration of the Limited Warranty

The duration of the Limited Warranty on defects in material and workmanship in the structure of the Products is 20 years from the date of original purchase of the Products. The duration of the Limited Warranty on the Powdercoat Paint finish is 5 years from the date of original purchase of the Products, *unless*, the Owner purchases the Products for use at a Residential Location that is located within one (1) mile of open ocean, or is otherwise located anywhere that heavy salt conditions (including but not limited to sea fog or salt water pools) prevail (a “**Salt Condition Location**”). If the Owner purchases the Products for use at a Salt Condition Location, the Limited Warranty on the Powdercoat Paint finish is one (1) year from the date of original purchase of the Products.

Conditions, Limitations and Exclusions

1. This Limited Warranty does not cover any Products that are not installed in accordance with Century’s installation instructions, titled “Installation Instructions,” and available at <http://www.centuryrailings.com/search-by-product/> (the “**Installation Instructions**”). It is an express condition of this Limited Warranty that the Owner install the Products according to the directions set forth in the Installation Instructions. ACCORDINGLY, THIS LIMITED WARRANTY IS VOID AND CENTURY SHALL NOT HAVE ANY RESPONSIBILITY OR LIABILITY UNDER THIS LIMITED WARRANTY IF THE PRODUCTS ARE INSTALLED THROUGH THE USE OF

IMPROPER METHODS, TECHNIQUES, OR FASTENERS, OR ARE OTHERWISE NOT INSTALLED IN ACCORDANCE WITH THE INSTALLATION INSTRUCTIONS. Furthermore, this Limited Warranty does not cover Products that have been subject to welding, drilling, cutting or any other fabrication that is not called for in Century’s Installation Instructions.

2. This Limited Warranty does not cover any Products that are not maintained in accordance with Century’s care and maintenance instructions, titled “Care & Maintenance of Your Century Railings,” and available at <http://www.centuryrailings.com/wp-content/uploads/2016/09/Century-Care-Maintenance.pdf> (the “**Care and Maintenance Instructions**”). It is an express condition of this Limited Warranty that the Owner maintain the Products according to the directions set forth in Century’s Care and Maintenance Instructions. ACCORDINGLY, THIS LIMITED WARRANTY IS VOID AND CENTURY SHALL NOT HAVE ANY RESPONSIBILITY OR LIABILITY UNDER THIS LIMITED WARRANTY IF THE OWNER DOES NOT COMPLY WITH CENTURY’S CARE AND MAINTENANCE INSTRUCTIONS.

3. This Limited Warranty does not cover any Products that are not installed in accordance with applicable local building codes (“**Local Building Codes**”). It is an express condition of this Limited Warranty that the Owner install the Products according to applicable Local Building Codes. ACCORDINGLY, THIS LIMITED WARRANTY IS VOID AND CENTURY SHALL NOT HAVE ANY RESPONSIBILITY OR LIABILITY UNDER THIS LIMITED WARRANTY IF THE OWNER DOES NOT COMPLY WITH APPLICABLE LOCAL BUILDING CODES.

4. This Limited Warranty does not cover screws or other fasteners, nor plastic, nor vinyl parts used in the assembly or installation of the Products.

5. This Limited Warranty does not cover damage to the Products due to usage, normal wear and tear or weathering (including, but not limited to, normal weathering due to the damaging effects of sunlight).

6. This Limited Warranty does not cover damage (including but not limited to surface deterioration, warping, cracking, crazing, distortion, chalking, scratching, fading, soiling, or staining) that is caused by abnormal, or extreme weather, or environmental conditions such as:

- a. airborne stains;
- b. mold;
- c. mildew;
- d. extreme weather (such as extreme cold temperatures, excessive heat sources or unusual or excessive reflective heat sources);
- e. extreme atmosphere (such as corrosive atmospheric contaminants **I.E.** chemical fumes, (air) pollution, seacoast environment, salt or salt air conditions) (See “DURATION OF LIMITED WARRANTY” FOR FURTHER LIMITATIONS TO THIS LIMITED WARRANTY IF THE PRODUCTS ARE LOCATED IN A SALT CONDITION LOCATION).

7. This Limited Warranty does not cover claimed defects, malfunctions or failures of the Products resulting from misuse, abuse, or neglect, including but not limited to:

- a. improper storage prior to installation;
- b. improper installation, assembly or maintenance;
- c. exposure or subjection to abnormal residential use;
- d. accidental or intentional damage due to a collision, crash, vandalism, or the impact of foreign objects; and

- e. the use of harmful or corrosive chemicals, including but not limited to, the use of harmful cleaning compounds, pesticides, fumes, harmful or corrosive products, or vapors.

8. This Limited Warranty does not cover Products that have been damaged due to the settlement or the structural shrinkage, distortion or expansion of the structure of the Residential Location.

9. This Limited Warranty does not cover any Products that have been modified, altered or changed in any manner. It is an express condition of this Limited Warranty that the Products not be modified, altered or changed in any manner. ACCORDINGLY, THIS LIMITED WARRANTY IS VOID AND CENTURY SHALL NOT HAVE ANY RESPONSIBILITY OR LIABILITY UNDER THIS LIMITED WARRANTY IF THE PRODUCTS HAVE BEEN MODIFIED, ALTERED OR CHANGED IN ANY MANNER.

10. This Limited Warranty is void and Century shall not have any responsibility or liability under this Limited Warranty if the Products are combined or used with a competitor’s products or systems.

11. This Limited Warranty does not cover Products that were not purchased in new condition from an authorized Century dealer. A list of authorized Century dealers is available at <http://www.centuryrailings.com/dealer-locator/>. It is an express condition of this Limited Warranty that the Products be purchased in new condition from an authorized Century dealer. ACCORDINGLY, THIS LIMITED WARRANTY IS VOID AND CENTURY SHALL NOT HAVE ANY RESPONSIBILITY OR LIABILITY UNDER THIS LIMITED WARRANTY IF THE PRODUCTS WERE NOT PURCHASED IN NEW CONDITION FROM AN AUTHORIZED CENTURY DEALER.

12. This Limited Warranty does not cover Products that are installed in Residential Locations that experience winds exceeding 60 miles per hour (96 kilometers per hour). It is an express condition of this Limited Warranty that the Products be installed in Residential Locations that experience winds of less than 60 miles per hour (96 kilometers per hour). ACCORDINGLY, THIS LIMITED WARRANTY IS VOID AND CENTURY SHALL NOT HAVE ANY RESPONSIBILITY OR LIABILITY UNDER THIS LIMITED WARRANTY IF THE PRODUCTS ARE INSTALLED IN RESIDENTIAL LOCATIONS THAT EXPERIENCE WINDS EXCEEDING 60 MILES PER HOUR (96 KILOMETERS PER HOUR). IF THE OWNER IS UNSURE ABOUT WIND CONDITIONS IN HIS OR HER RESIDENTIAL LOCATION, THE OWNER SHOULD CONSULT A PROFESSIONAL ENGINEER TO DETERMINE IF THE PRODUCTS ARE SUITABLE FOR THE RESIDENTIAL LOCATION.

13. This Limited Warranty does not cover any problems which result from conditions beyond Century’s control including, but not limited to, acts of God (such as floods, earthquakes, hurricanes, tornados, volcanoes and volcanic ash, lightning, windstorm, hail or fires), government restrictions, or domestic or international problems such as wars or insurrections, strikes, explosions, riots, civil disturbances, and/or labor disputes, or any other causes beyond Century’s control.

Non-Assignable and Non-Transferable; Termination of Limited Warranty; Limited Warranty Extends Only to First Consumer Purchaser

This Limited Warranty is NON-ASSIGNABLE AND NON-TRANSFERABLE. Accordingly, coverage under this Limited Warranty WILL TERMINATE UPON ASSIGNMENT OR TRANSFER OF THE PRODUCTS AND/OR THE RESIDENTIAL LOCATION to subsequent and non-original purchasers or owners.

What The Purchaser Must Do To Get Limited Warranty Service

To make a claim under this Limited Warranty, the Owner must send a claim, (a blank copy is available at <http://www.centuryrailings.com/wp-content/uploads/2016/08/century-warranty-claim-form-fillable.pdf>) in writing (the “Claim”) to Century within 14 days of the discovery of the defect or circumstances giving rise to the Claim. The Purchaser must mail the Claim to Century Aluminum Products 9685 Agur St. Summerland, B.C. Canada V0H1Z2. The Claim must include: 1) a full description of the defect; 2) photographs of the defect; and 3) the original purchase receipt from an authorized Century dealer for the Products. Century shall then have a reasonable opportunity to investigate the Claim before it is required to provide any relief under this Limited Warranty, and Century will not be required to provide relief pursuant to this Limited Warranty without being given a reasonable opportunity to investigate the Claim. During its investigation, Century may request additional information from the Purchaser in order to determine whether all conditions set forth in this Limited Warranty have been satisfied, and whether any limitations or exclusions may apply. The Owner must respond promptly to Century’s requests for such additional information.

What Century Will Do Under The Limited Warranty

If, after investigating a Claim made under this Limited Warranty, Century determines that the Products are defective and that the Claim under this Limited Warranty is valid, Century will repair or replace the Products, or any part of the Products deemed defective by Century, at Century’s discretion. This will be the sole remedy available under this Limited Warranty. In no event shall the liability of Century exceed the purchase price of the defective Products. In the event of repair or replacement under this Limited Warranty, the Limited Warranty applicable to the replacement material or to the repaired Products will extend only for the time remaining under this Limited Warranty.

Century reserves the right to discontinue or change the design or color of the Products at any time and without notice or liability. Century does not **guarantee** that replacement Products provided by Century in connection with this Limited Warranty will match the design or color of the original Products. If, for any reason, Products are no longer available from Century at the time that Century acknowledges that a Claim will be covered under this Limited Warranty, Century may substitute other Products determined in its sole discretion to be of comparable quality and price.

What Century Will Not Do Under The Limited Warranty

To the extent permitted by applicable law, Century will not pay for any labor, installation, non-Products materials (including, but not limited to, screws or other fasteners), shipping, removal and/or disposal costs incurred in connection with the repair or replacement of the Products (the “**Uncovered Costs**”). The Uncovered Costs, along with any additional costs and expenses beyond the original purchase price of the Products, shall be the Owner’s sole responsibility and are excluded from coverage under this Limited Warranty.

Limitation of Damages

TO THE MAXIMUM EXTENT PERMITTED BY APPLICABLE LAW, IN NO EVENT SHALL CENTURY BE LIABLE FOR ANY INDIRECT, SPECIAL, INCIDENTAL, EXEMPLARY OR CONSEQUENTIAL DAMAGES OF ANY KIND OR NATURE (INCLUDING, BUT NOT LIMITED TO, DAMAGES FOR: LOSS OF BUSINESS OR PROFITS, INJURY OR DAMAGE TO PROPERTY OR PERSONS, OR ANY LABOR OR OTHER COSTS OR EXPENSES INCURRED IN CONNECTION WITH REPAIRING AND/OR REPLACING THE PRODUCTS), WHETHER FOR BREACH OF WARRANTY, BREACH OF CONTRACT, TORT OR OTHERWISE. IN NO

EVENT SHALL THE LIABILITY OF CENTURY EXCEED THE PURCHASE PRICE OF THE PRODUCTS.

Some states and provinces do not allow the exclusion or limitation of incidental or consequential damages, so the above limitation or exclusion may not apply to you.

Limitation of Express Warranties

THIS LIMITED WARRANTY SETS FORTH THE ENTIRE AGREEMENT BY CENTURY REGARDING IT’S LIABILITIES AND OBLIGATIONS WITH RESPECT TO THE PRODUCTS. THERE ARE NO PROMISES, REPRESENTATIONS, WARRANTIES, COVENANTS, AGREEMENTS, UNDERTAKINGS OR GUARANTEES WITH RESPECT TO THE PRODUCTS OTHER THAN THOSE EXPRESSLY SET FORTH HEREIN. NO ORAL OR WRITTEN ADVICE, RECOMMENDATION, AFFIRMATION OF FACT, DESCRIPTION OF GOODS, OR SPECIFICATION RELATING TO THE PRODUCTS SHALL CONSTITUTE, OR BE DEEMED TO CONSTITUTE, A WARRANTY WITH RESPECT TO THE PRODUCTS. EXCEPT FOR THIS EXPRESS LIMITED WARRANTY AND TO THE MAXIMUM EXTENT PERMITTED BY LAW, CENTURY DOES NOT MAKE ANY OTHER WARRANTY FOR THE PRODUCTS.

Limitation of Implied Warranties

TO THE EXTENT PERMITTED BY LAW, ANY IMPLIED WARRANTIES, INCLUDING ANY WARRANTY OF MERCHANTABILITY OR FITNESS FOR A PARTICULAR PURPOSE, ARE LIMITED TO THE SAME DURATION AS THIS EXPRESS LIMITED WARRANTY.

Some states and provinces do not allow limitations on how long an implied warranty lasts, so the above limitation may not apply to you.

Entire Agreement

This Limited Warranty contains and represents the only warranty extended by Century for the Products. No employee or agent of Century or any other party is authorized to make any other warranty in addition to this Limited Warranty.

How State and Provincial Law Relates to this Limited Warranty

This limited warranty gives you specific legal rights, and you may also have other rights which vary from state to state or province to province.

Commercial or Multi Family Warranty

For information on warranties for commercial or multi family applications, please contact us directly. These terms will be at the discretion of CenDek Railings Ltd. on a per job basis.

Century Aluminum Railings
A division of CenDek Railings Ltd.
9685 Agur Street, Summerland B.C.
Canada V0H 1Z2
Phone: (778)-516-6250 or Toll Free (888)-493-1103
Email; sales@cendekrailings.com
Web; www.centuryrailings.com



The simple and stylish railing solution.

WARRANTY CLAIM FORM

FOR WARRANTY INFORMATION VISIT <http://centuryrailings.com/pdf/Century-Warranty-2015.pdf>

COMPLETE THIS FORM AND MAIL WITH ALL ATTACHMENTS TO;
CENTURY ALUMINUM PRODUCTS, 9685 AGUR ST, SUMMERLAND B.C., CANADA V0H 1Z2

TODAYS DATE;

YOUR FULL NAME, PHONE NUMBER AND MAILING ADDRESS;

PRODUCT PURCHASE DATE;

PRODUCT PURCHASE LOCATION, ADDRESS AND PHONE NUMBER

FULL DESCRIPTION OF DEFECT;

DATE DEFECT WAS NOTICED;

INCLUDE WITH THIS DOCUMENT; PHOTOGRAPHS OF THE DEFECT AND THE ORIGINAL PURCHASE RECEIPT.

Century Aluminum Products
www.centuryrailings.com

9685 Agur Street, Summerland B.C.
Canada V0H 1Z2

1192016



Care and Maintenance

7

The simple and stylish railing solution.



CARE & MAINTENANCE GUIDELINES FOR YOUR CENTURY RAILINGS

Maintaining the good looks of your powder coated products is just like caring for your car – and is a smart way to protect your investment. Over time with exposure to the elements, powder coatings may show signs of weathering such as loss of gloss, chalking and slight colour change. A simple regular clean will minimize the effects of weathering and will remove dirt, grime and other build-up detrimental to all powder coatings. Clean the aluminum components of the rail with warm soapy water using a sponge or soft cloth. Do not use any types of abrasive cleaners that may scratch the railing. For stubborn stains consult your **Century** representative.

Cleaning should start at the time the products are installed, ensuring that construction materials such as concrete, plaster and paint splashes are removed before they have a chance to dry. Failure to remove these materials at this early stage will require the use of aggressive cleaning materials and techniques with potential damage to the powder coated surface.

If the product is installed within one (1) mile of a coastline, saltwater bay, or any area prone to saltwater spray, there are additional and specific maintenance requirements within these installation, care, and maintenance instructions that apply. **Century Aluminum Railing Systems** will require cleaning and caring for the exterior aluminum surfaces. Annual inspections are sufficient for most areas; however coastal areas have special requirements.

Product Cleaning:

For light cleaning, rinse with water from bottom to top and back to bottom. This will clean the surface on the way up and prevent the collection of dirty “run down” and possible streaking. Air dry or wipe dry with a soft, dry, lint-free cloth.

If light cleaning does not clean the debris, rinse the surface with clean water from top to bottom. Use a sponge and clean with mild soap and water. Immediately rinse any “run down” to lower parts of the building. Do not allow cleaning solutions to collect or “puddle” on surfaces. Immediately rinse with clean water. It is very important that cleaning solution does not dry on the surface. Air or wipe dry with a soft, dry cloth. For stubborn, water-soluble debris, repeat steps above until clean.

Do not clean coated aluminum surfaces in direct sunlight or in temperatures too hot or too cold. Do not use abrasive cleaners that may scratch the cladding and avoid excessive rubbing or over-cleaning. Apply wax to all exposed fasteners every 3-6 months to help prevent oxidation. This should be performed more frequently if product is located in high salt content areas.

Cleaning of Brick and Concrete:

The cleaning solutions used on both brick and concrete contain strong chemicals that can cause damage to the powder-coated surface. All exposed powder-coated surfaces should be fully protected. If any such solutions or chemicals come in contact with the powder-coated surface, wash immediately with copious amounts of water. Prolonged exposure can cause discoloration of the film, loss of gloss and damage to the coating surface.

Recommended Maintenance Schedule:

Aluminum handrails and guardrails are intended to provide both safety and aesthetics for the life of the structure to which they are installed. **Century Aluminum Railing Systems** recommends that the following actions be undertaken:

1. Railing should be hand washed with mild detergent and rinsed with clean water as needed every 6-12 months.
2. All screws should be checked every year for snugness. Caulking should be removed and replaced if showing signs of deterioration. If screws require replacing, replace them with appropriate fasteners.
3. Guardrails fastened to concrete decks should be inspected carefully on an annual basis at each plate for evidence of moisture leakage or loose connections.

The frequency of such cleaning will depend on many factors including:

- The geographical location of the building
- The environment surrounding the building, i.e., marine, swimming pool, industrial, or a combination of these environments
- Levels of atmospheric pollution
- Prevailing winds
- Protection of the building by other buildings
- Possibility of airborne debris (e.g., sand/dust etc.) causing erosive wear of the coating
- If the environmental circumstances change during the lifetime of the building
- The powder coating chemistry

The frequency of cleaning depends in part on the standard of appearance that is required and also the requirements to remove deposits, which could, during prolonged contact with either the powder film or the metal substrate, (if exposed) cause damage.

Sheltered areas can be more at risk of coating degradation than exposed areas. This is because wind-blown salt and other pollutants may adhere to the surface and will not be cleaned away with rainfall. These areas should be inspected and cleaned if necessary on a more regular basis.

Vinyl Baseplate Covers can be cleaned or brought back to life with aftermarket products such as RECOLOUR or similar revitalizing vinyl products. *(It is recommended to remove and store your baseplate cover indoors out of the elements over the winter months).* Vinyl Baseplate Covers may be glued together with a silicone, or vinyl adhesive to avoid separation at the connection points if so desired.

Coastline Maintenance Requirements:

The salt and moisture in the air of such regions can create a damaging buildup of salt on the railing components. This damaging build-up requires monthly inspections of all railing components to detect and subsequently remove the harmful residue. If upon detection of any salty build-up, monthly cleaning of the aluminum surface may be required to regain the product's original look, quality and luster and to maintain its warranty eligibility.

*(NOTE: Any evidence of these anomalies should be reported to your **Century** dealer or technical representative for further action. It is the sole responsibility of the owner to maintain the railings in accordance with these care and maintenance instructions. Failure to follow these instructions may void the warranty.)*

Gallery 8









**New Vacation
Destination...
Your Backyard
With Ez-Kit.**



The best backyard invention since the clothesline.



THIS EZ-KIT PRODUCT INFORMATION GUIDE
IS THE PROPERTY OF:

Name: _____

MY COORDINATES:

Company: _____

Name: _____

Store Location: _____

Telephone: _____

Email Address: _____

IN THE EVENT THIS GUIDE IS LOST:

If Found, please contact:

Email Address: _____

There ☐ is ☐ isn't a nice reward waiting.
But contact us anyway... it's a good thing to do.



EZKIT.CA

